

# CTE Employment Outcomes Survey (CTEOS) Results

---

CTE STEERING COMMITTEE  
MARCH 11TH, 2025

# Who received the CTE Employment Outcomes Survey (CTEOS) ?

---

**AY 2021-2022**

	<b>COMPLETERS</b>	<b>SKILLS BUILDERS</b>
<b>Credit</b>	CTE Degree/Certificate	9+ CTE Units or CTE Award of at least 6+ Units
<b>Noncredit</b>	Noncredit Vocational/CTE award	Completed at least 48 CTE hours

**AY 2022-2023**

If students did not enroll (or were minimally enrolled)

**AY 2023-2024**

Students received survey

# How was CTE Employment Outcomes Survey (CTEOS) distributed?

---

## Survey distribution:

- Distributed in 2024 via e-mail, text message (SMS).
- No phone call to students. Instead, \$10 gift card incentive for students who completed the survey
- CTEOS collects data on former CTE student employment outcomes, how closely related their current career is to their coursework and training, and current employment wage information.
- In 2024, the survey instrument was refreshed to align with the California Community College Vision 2030 with a focus on wage and earning outcome.

## Survey participation:

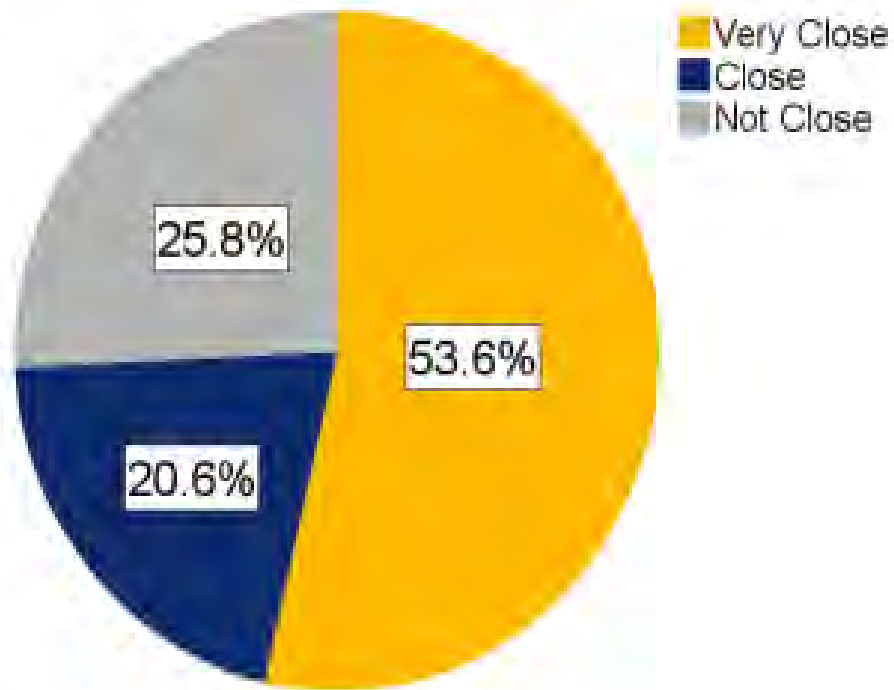
- Credit:
  - 3330 students were surveyed and 550 (16.5%) responded
- Noncredit
  - 164 students were surveyed and 19 (11.6%) students responded

*\* Like other colleges providing noncredit programs in the State, due to COVID-related challenges in noncredit attendance data collection, fewer CCSF noncredit students with at least 48 CTE hours were surveyed.*

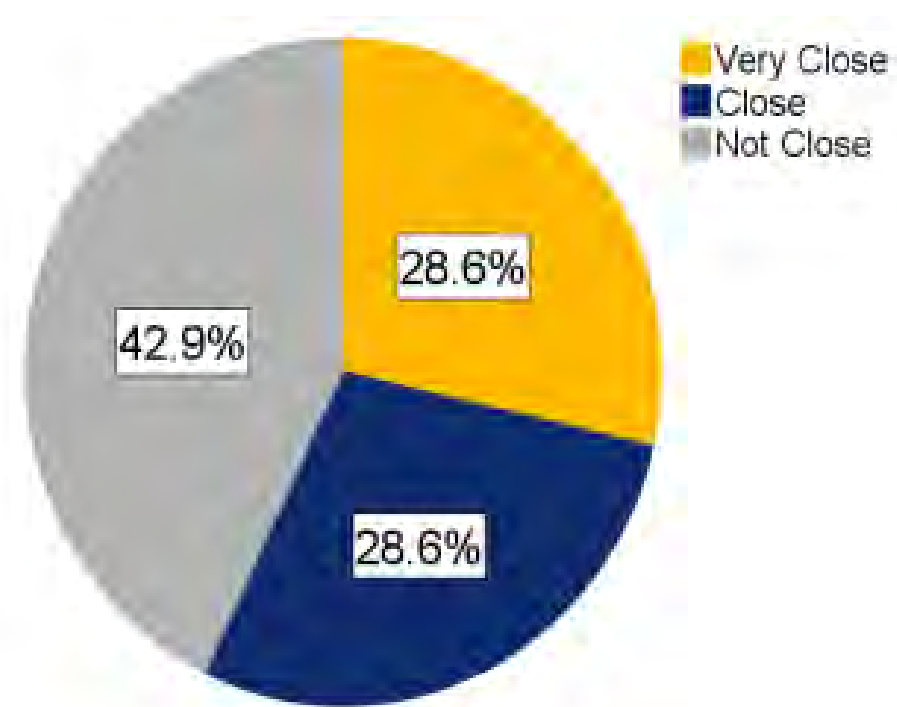
# How many students secured a job that is closely related to their program of study?

---

**Credit**



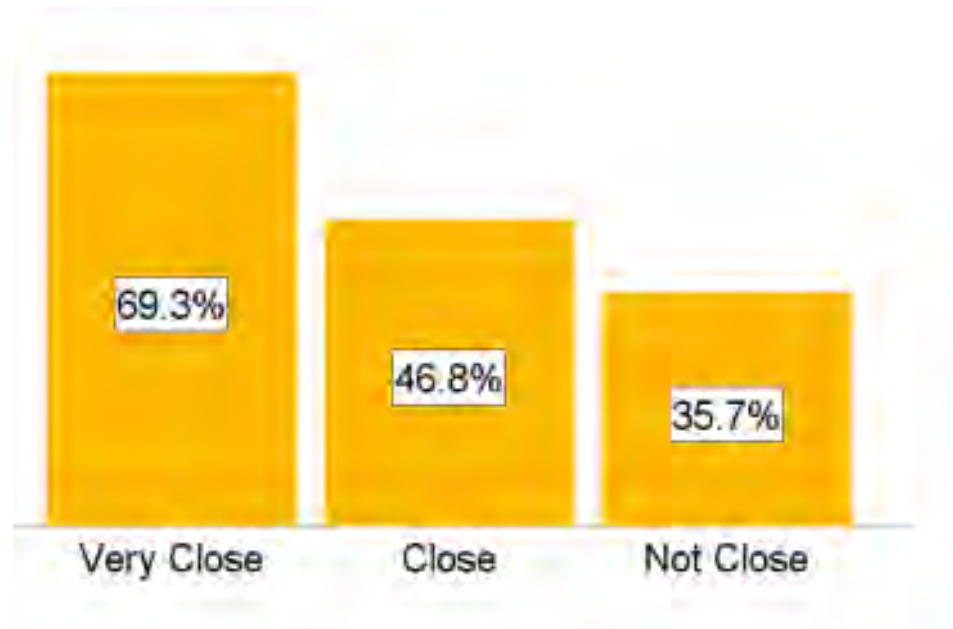
**Noncredit**



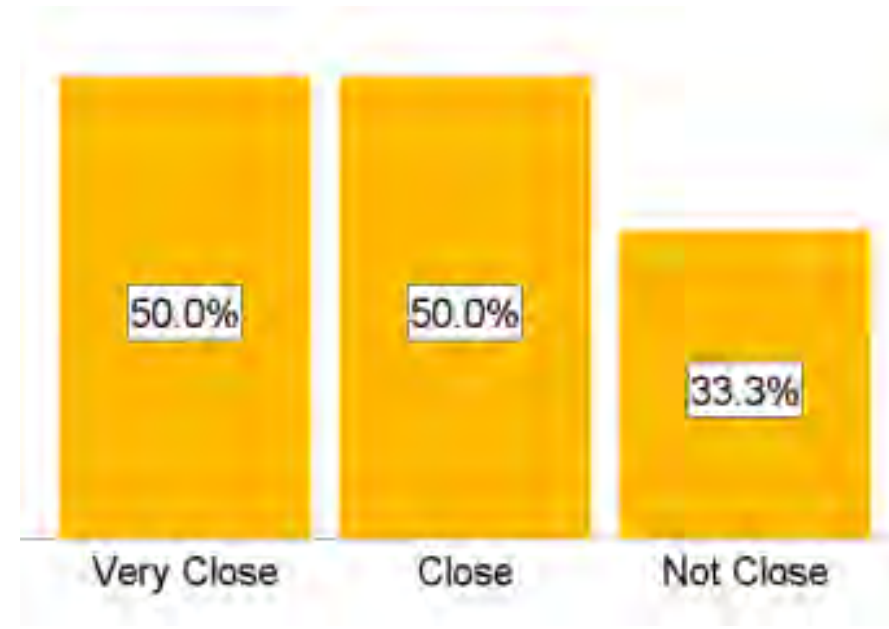
# Percent of respondents who report earning \$30/hour or more by employment in field of study

---

Credit



Noncredit



# Snapshot of other CCSF CTEOS Results

---

## Credit

**70%** of respondents seeking an associates or bachelors, **81%** seeking a certificate, apprenticeship, updating job skills or renewing a license/permit and **52%** of those taking classes for self-enrichment said their training had a positive impact on their employment.

**76%** of respondents employed full time at one job (excluding self-employed) are working in their field of study compared to **66%** of part-time workers or those working multiple jobs.

## Statewide results – Credit

## Noncredit

**75%** of respondents making less than \$30/hour are seeking new or additional employment opportunities compared to **67%** of respondents making over \$30/hour.

**60%** of completers and **N/A%** of transfers stated they met their primary goal compared to **50%** of skills builders.

## Statewide results – Noncredit

# 2024 CTEOS Program-Specific Employment Outcomes

---

## 2024 CTEOS Completers Employment Rates

### Purposes:

- Provided to departments and programs for internal conversations
  - Any program that has fallen below the Institution-Set Standard for employment or licensure should engage in appropriate conversations and then use Program Review to briefly document the most likely cause(s) of the lower rates, as well as documenting actions your department is taking (or hopes to take) to improve the rates and meet the Institution-Set Standard
- For conversations with industry advisory boards
- Also used as required for accreditation reporting

# Any Questions?

---

You can always email questions to [research@ccsf.edu](mailto:research@ccsf.edu)

Or contact us directly at [pmery@ccsf.edu](mailto:pmery@ccsf.edu) and [juliu@ccsf.edu](mailto:juliu@ccsf.edu)