



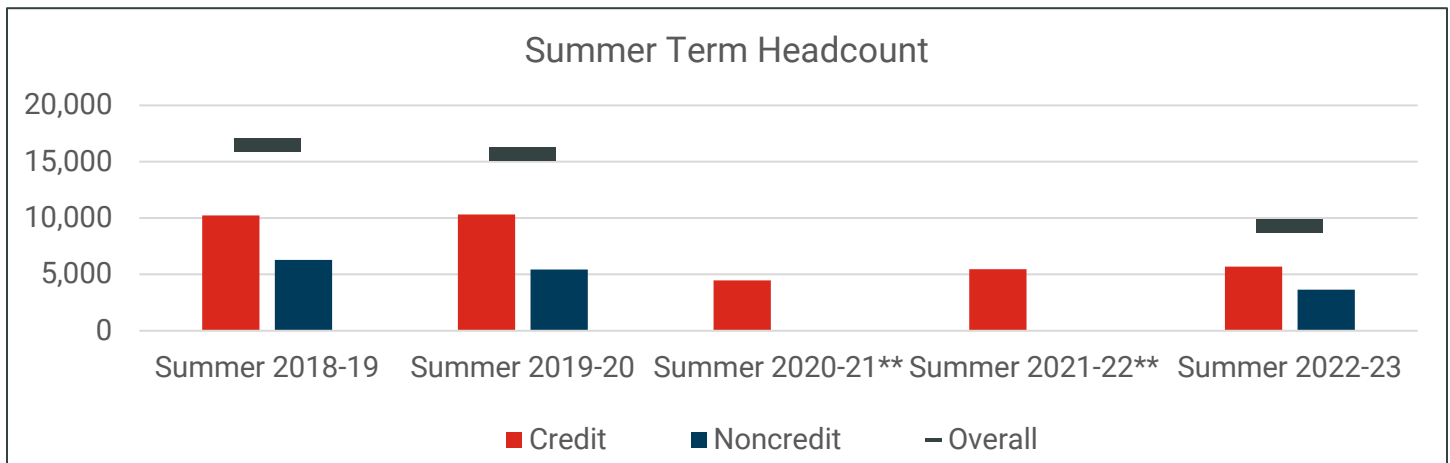
CCSF Fact Sheet – Term Headcount

How many students attend CCSF in a given term?

Headcount is an unduplicated count of students. Overall headcount includes each student once whether enrolled in credit, noncredit, or both. Credit headcount includes students enrolled a credit class as of census. Noncredit headcount includes students with at least eight hours of attendance in a noncredit class, for a positive attendance section; or students who attended at least one census, for a two census section. Due to the changes and challenges in data collection with noncredit online and remote data, headcount is provided for the 2022-23 academic year but cannot be reported for 2020-21 and 2021-22.

Summer Term Headcount

Term	Credit	Noncredit	Overall
Summer 2013-14	10,774	6,892	17,853
Summer 2014-15	9,346	6,137	15,400
Summer 2015-16	9,289	5,093	14,346
Summer 2016-17	9,142	5,834	14,916
Summer 2017-18	9,151	6,553	15,658
Summer 2018-19	10,229	6,290	16,445
Summer 2019-20	10,323	5,425	15,683
Summer 2020-21**	4,474	**	**
Summer 2021-22**	5,466	**	**
Summer 2022-23	5,704	3,646	9,284



** Noncredit and overall headcounts for 2020-21 and 2021-22 are incomplete due to the changes and challenges in data collection during the COVID-19 pandemic.

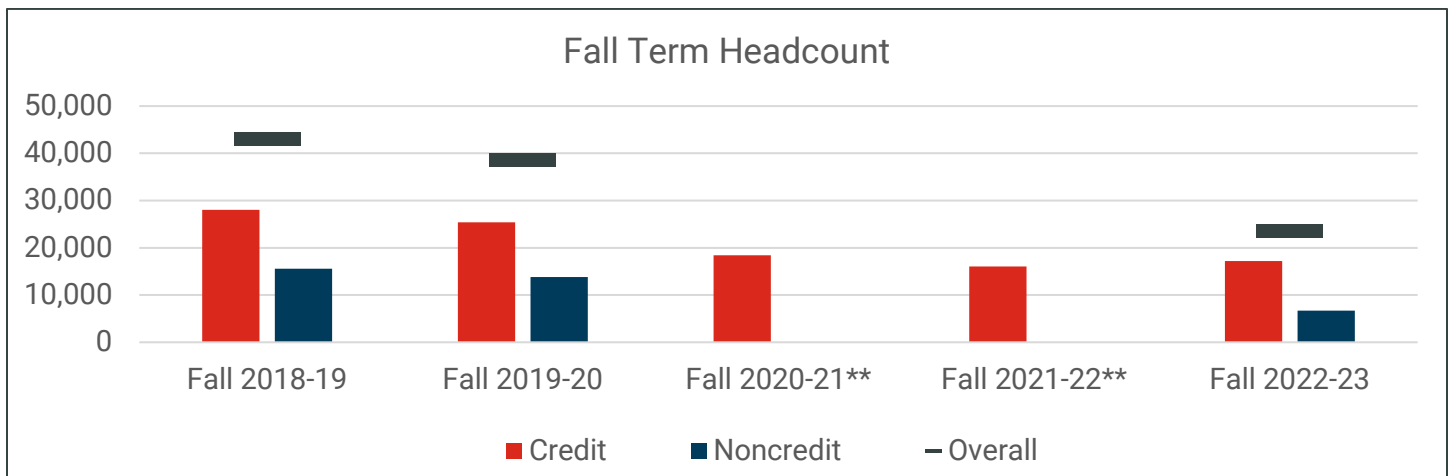
Source: CCSF Argos Institutional Headcount datablock



CCSF Fact Sheet – Term Headcount

Fall Term Headcount

Term	Credit	Noncredit	Overall
Fall 2013-14	27,771	21,585	48,614
Fall 2014-15	24,445	19,856	43,662
Fall 2015-16	24,348	18,409	41,976
Fall 2016-17	23,235	16,653	39,436
Fall 2017-18	27,182	16,307	42,955
Fall 2018-19	28,009	15,565	42,980
Fall 2019-20	25,389	13,784	38,672
Fall 2020-21**	18,426	**	**
Fall 2021-22**	16,015	**	**
Fall 2022-23	17,216	6,729	23,661



** Noncredit and overall headcounts for 2020-21 and 2021-22 are incomplete due to the changes and challenges in data collection during the COVID-19 pandemic.

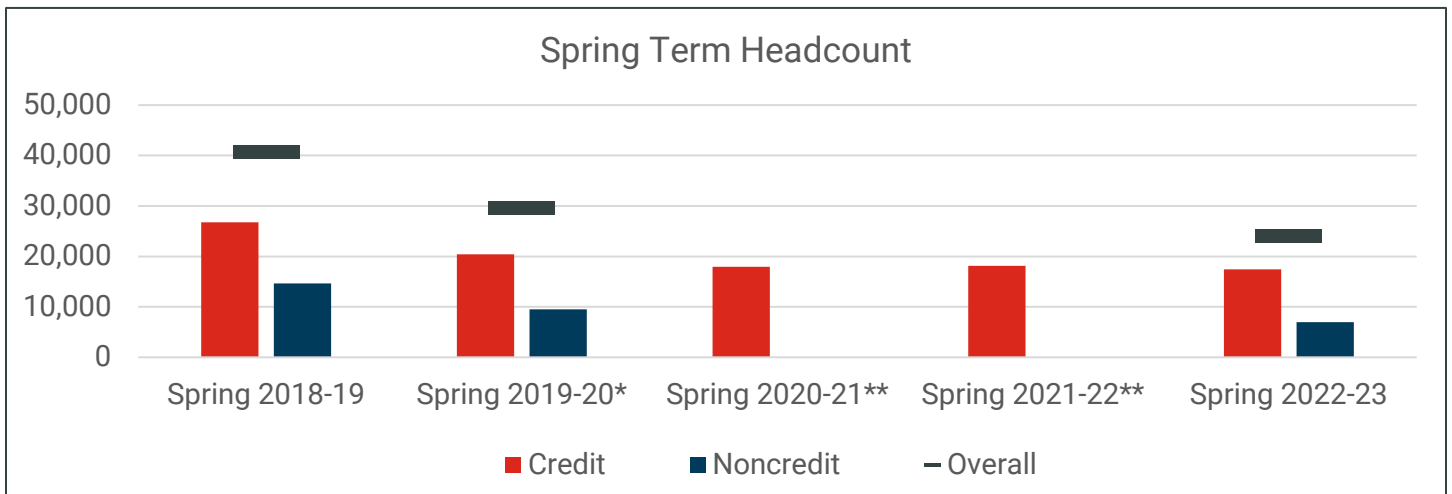
Source: CCSF Argos Institutional Headcount



CCSF Fact Sheet – Term Headcount

Spring Term Headcount

Term	Credit	Noncredit	Overall
Spring 2013-14	26,327	20,295	45,859
Spring 2014-15	24,504	18,696	42,522
Spring 2015-16	24,259	17,436	41,092
Spring 2016-17	23,239	16,356	39,065
Spring 2017-2018	27,336	15,333	42,170
Spring 2018-19	26,755	14,659	40,807
Spring 2019-20*	20,447	9,480	29,598
Spring 2020-21**	17,952	**	**
Spring 2021-22**	18,144	**	**
Spring 2022-23	17,468	6,941	24,103



* On March 13, 2020, day 61 of the Spring 2020 term, CCSF moved to remote instruction to comply with the stay-at-home order enacted by the City of San Francisco.

** Noncredit and overall headcounts for 2020-21 and 2021-22 are incomplete due to the changes and challenges in data collection during the COVID-19 pandemic.

Source: Argos Institutional Headcount datablock