

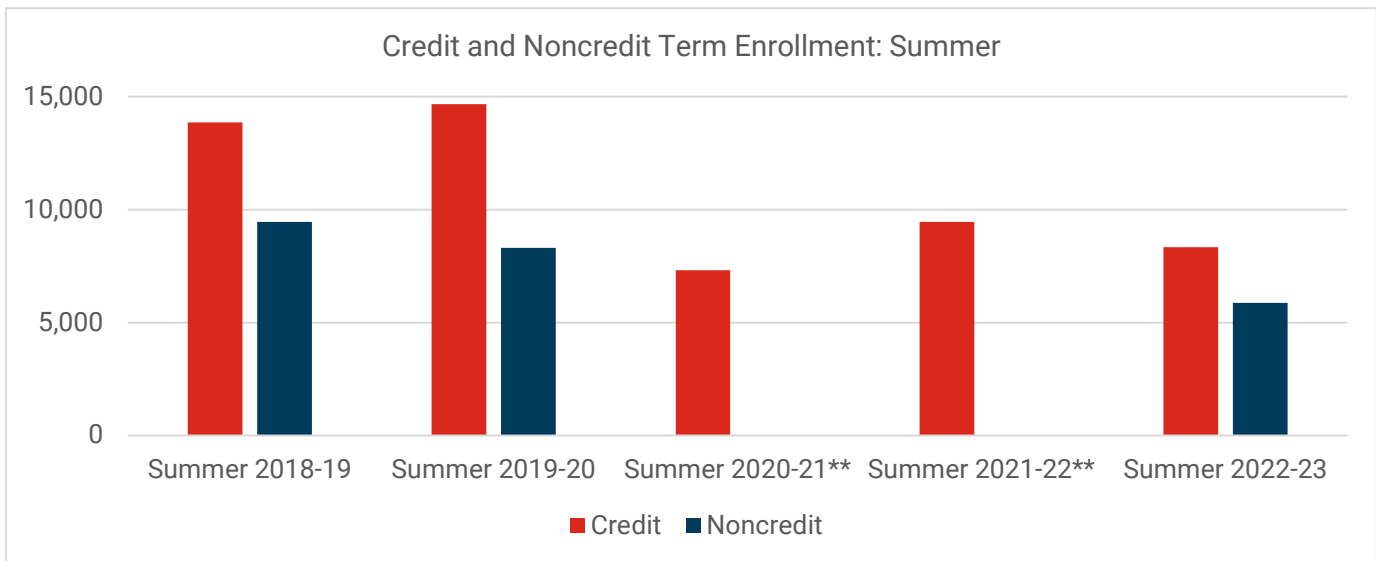


What is enrollment at CCSF in a given term?

Enrollment is a duplicated count of students, which means students are counted once for each class in which they are enrolled. For example, a student enrolled in three credit classes and one noncredit class will be counted as three credit enrollments, one noncredit enrollment, and four total enrollments.

Summer Term Enrollment

Table with 4 columns: Term, Credit, Noncredit, Total. Rows include Summer 2013-14 through Summer 2022-23.



\*\* Noncredit and overall enrollment counts for 2020-21 and 2021-22 are incomplete due to the changes and challenges in data collection during the COVID-19 pandemic.

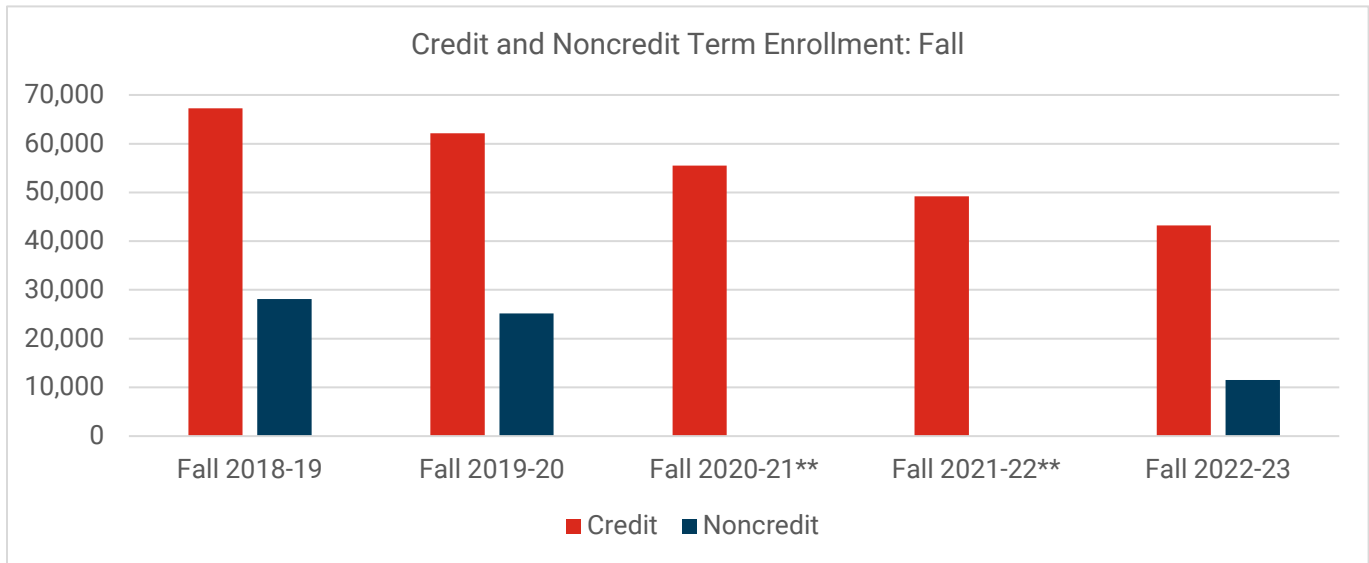
Sources: CCSF Argos Course Success and Demographics datablock and CCSF Argos Noncredit Attendance and Course Completion datablock



CCSF Fact Sheet – Term Enrollment

Fall Term Enrollment

Term	Credit	Noncredit	Total
Fall 2013-14	77,845	41,563	119,408
Fall 2014-15	64,344	38,181	102,525
Fall 2015-16	62,804	35,612	98,416
Fall 2016-17	57,635	31,873	89,508
Fall 2017-18	65,476	30,149	95,625
Fall 2018-19	67,277	28,145	95,422
Fall 2019-20	62,106	25,194	87,300
Fall 2020-21**	55,521	**	**
Fall 2021-22**	49,208	**	**
Fall 2022-23	43,236	11,522	54,758



\*\* Noncredit and overall enrollment counts for 2020-21 and 2021-22 are incomplete due to the changes and challenges in data collection during the COVID-19 pandemic.

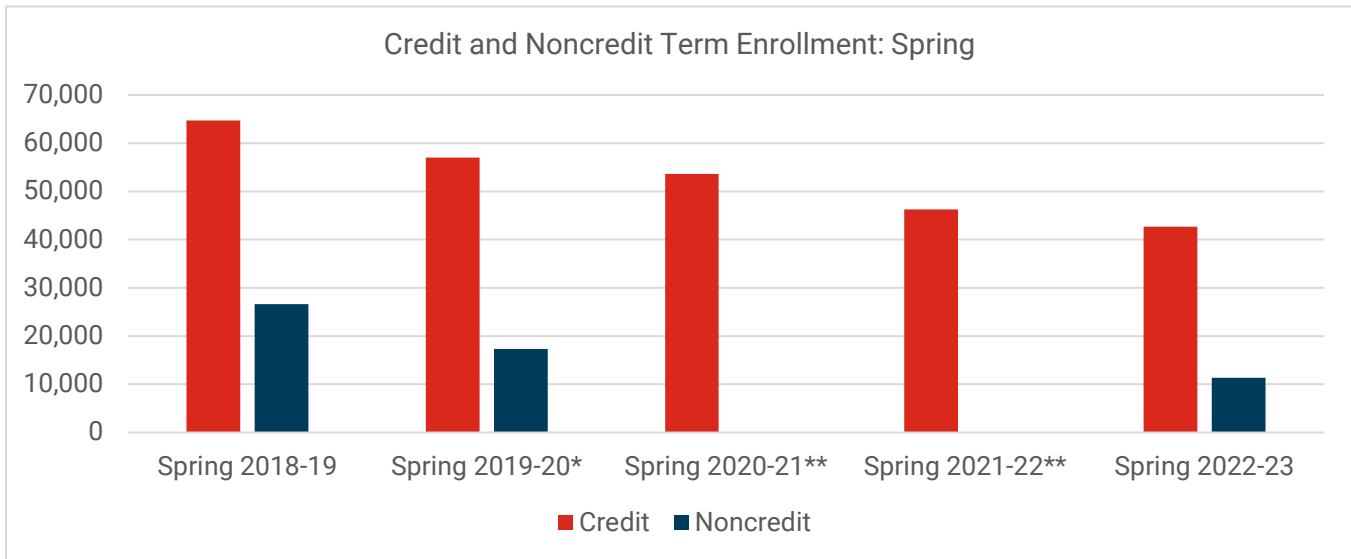
Sources: CCSF Argos Course Success and Demographics datablock and CCSF Argos Noncredit Attendance and Course Completion datablock



CCSF Fact Sheet – Term Enrollment

Spring Term Enrollment

Term	Credit	Noncredit	Total
Spring 2013-14	71,479	40,437	111,916
Spring 2014-15	63,123	36,375	99,498
Spring 2015-16	61,471	33,529	95,000
Spring 2016-17	57,588	31,478	89,066
Spring 2017-18	65,049	28,056	93,105
Spring 2018-19	64,675	26,594	91,269
Spring 2019-20*	57,042	17,328	74,370
Spring 2020-21**	53,639	11,814	65,453
Spring 2021-22**	46,262	9,820	56,082
Spring 2022-23	42,648	11,329	53,977



\* On March 13, 2020, day 61 of the Spring 2020 term, CCSF moved to remote instruction to comply with the stay-at-home order enacted by the City of San Francisco.

\*\* Noncredit and overall enrollment counts for 2020-21 and 2021-22 are incomplete due to the changes and challenges in data collection during the COVID-19 pandemic.

Sources: CCSF Argos Course Success and Demographics datablock and CCSF Argos Noncredit Attendance and Course Completion datablock