



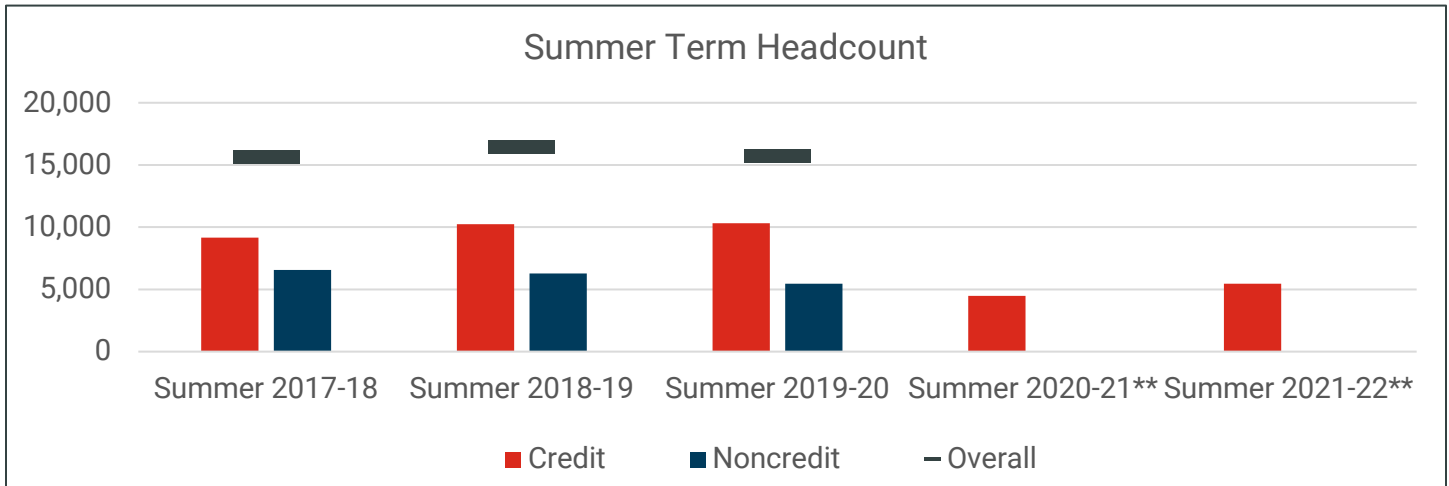
CCSF Fact Sheet – Term Headcount

How many students attend CCSF in a given term?

Headcount is an unduplicated count of students. Credit headcount includes students enrolled a credit class as of census. Prior to Spring 2020, noncredit headcount included students with at least eight hours of attendance in a noncredit class. On March 13, 2020, day 61 of the Spring 2020 term, CCSF moved to remote instruction to comply with the stay-at-home order enacted by the City of San Francisco. Noncredit positive attendance data are collected differently during remote instruction, and therefore cannot be reported in the same way as prior years. Overall headcount includes each student once whether enrolled in credit, noncredit, or both.

Summer Term Headcount

Term	Credit	Noncredit	Overall
Summer 2012-13	7128	3560	10599
Summer 2013-14	10774	6892	17853
Summer 2014-15	9346	6137	15400
Summer 2015-16	9289	5093	14346
Summer 2016-17	9142	5834	14916
Summer 2017-18	9151	6553	15658
Summer 2018-19	10231	6271	16429
Summer 2019-20	10325	5455	15715
Summer 2020-21	4475	**	**
Summer 2021-22	5466	**	**



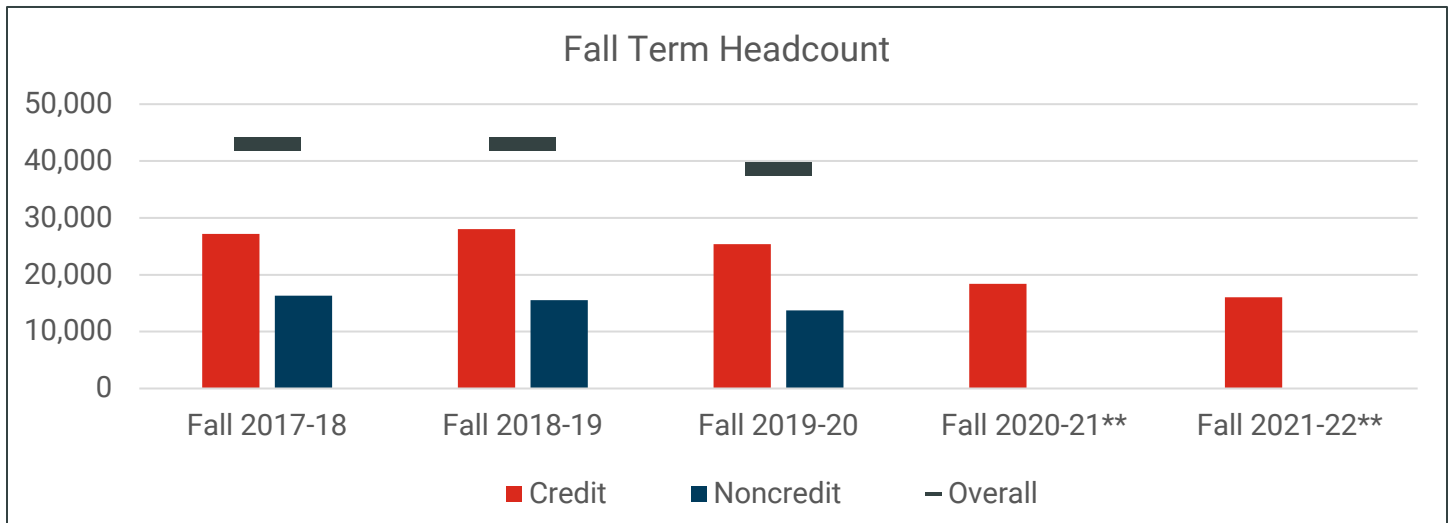
** Noncredit positive attendance data are collected differently during remote instruction, and therefore cannot be reported in the same way as prior years.

Source: CCSF Argos Institutional Headcount datablock



Fall Term Headcount

Term	Credit	Noncredit	Overall
Fall 2012-13	31129	23792	53949
Fall 2013-14	27771	21585	48614
Fall 2014-15	24445	19856	43662
Fall 2015-16	24348	18409	41976
Fall 2016-17	23235	16653	39436
Fall 2017-18	27182	16307	42955
Fall 2018-19	28014	15543	42973
Fall 2019-20	25391	13754	38644
Fall 2020-21	18428	**	**
Fall 2021-22	16017	**	**



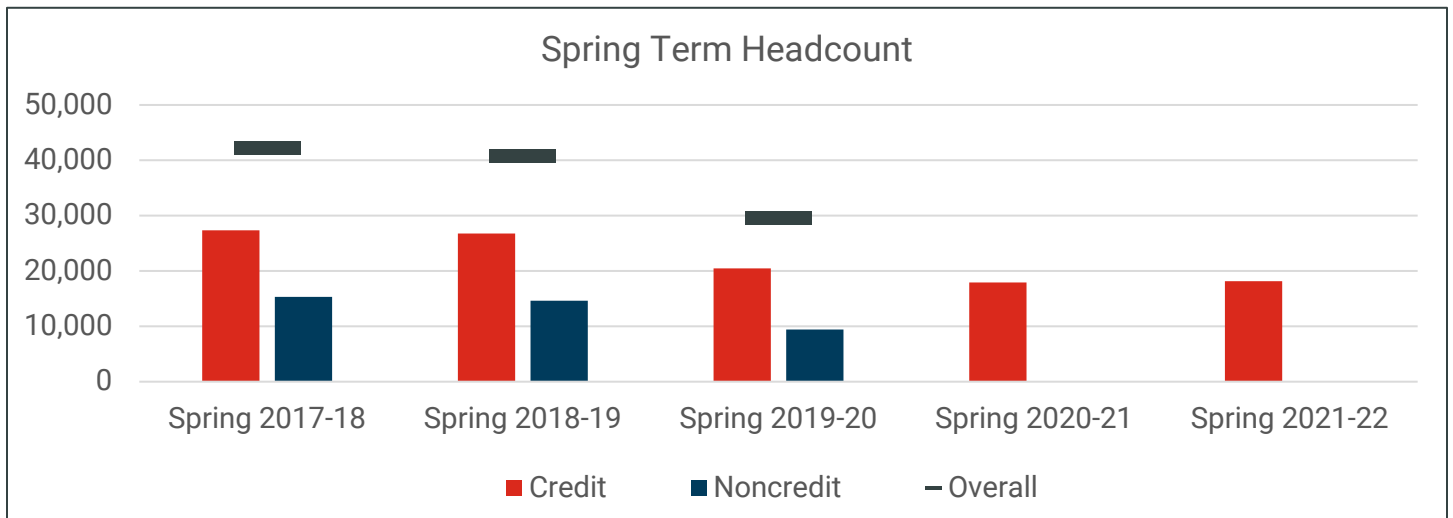
** Noncredit positive attendance data are collected differently during remote instruction, and therefore cannot be reported in the same way as prior years.

Source: CCSF Argos Institutional Headcount



Spring Term Headcount

Term	Credit	Noncredit	Overall
Spring 2012-13	33,945	24,648	57,490
Spring 2013-14	26,327	20,295	45,859
Spring 2014-15	24,504	18,696	42,522
Spring 2015-16	24,259	17,436	41,092
Spring 2016-17	23,239	16,356	39,065
Spring 2017-18	27,336	15,333	42,170
Spring 2018-19	26,757	14,625	40,776
Spring 2019-20*	20,449	9,444	29,575
Spring 2020-21	17,954	**	**
Spring 2021-22	18,151	**	**



* On March 13, 2020, day 61 of the Spring 2020 term, CCSF moved to remote instruction to comply with the stay-at-home order enacted by the City of San Francisco.

** Noncredit positive attendance data are collected differently during remote instruction, and therefore cannot be reported in the same way as prior years.

Source: Argos Institutional Headcount datablock