

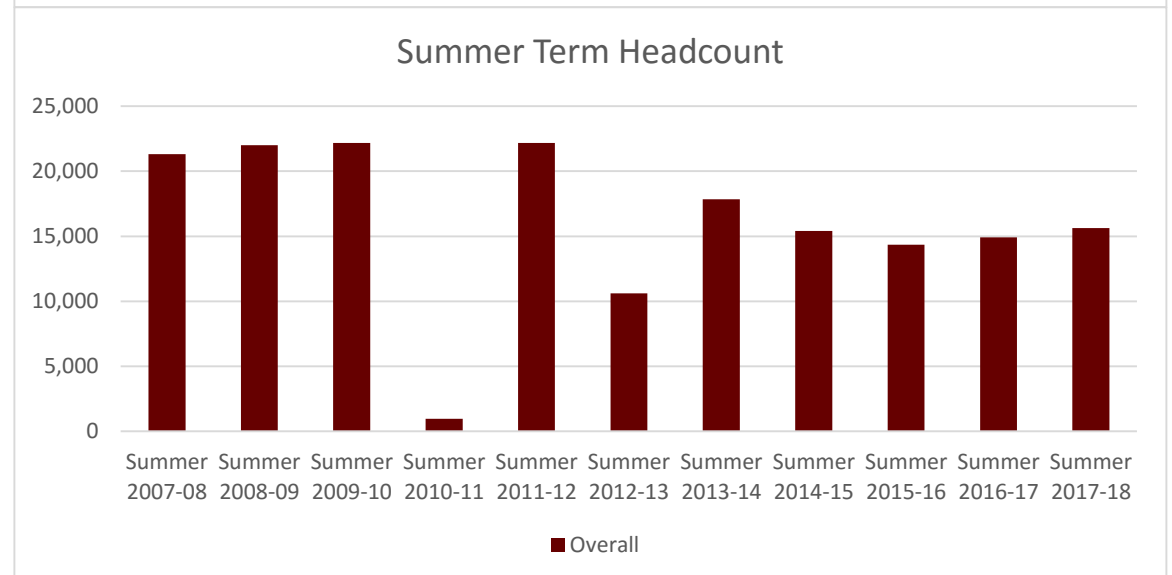
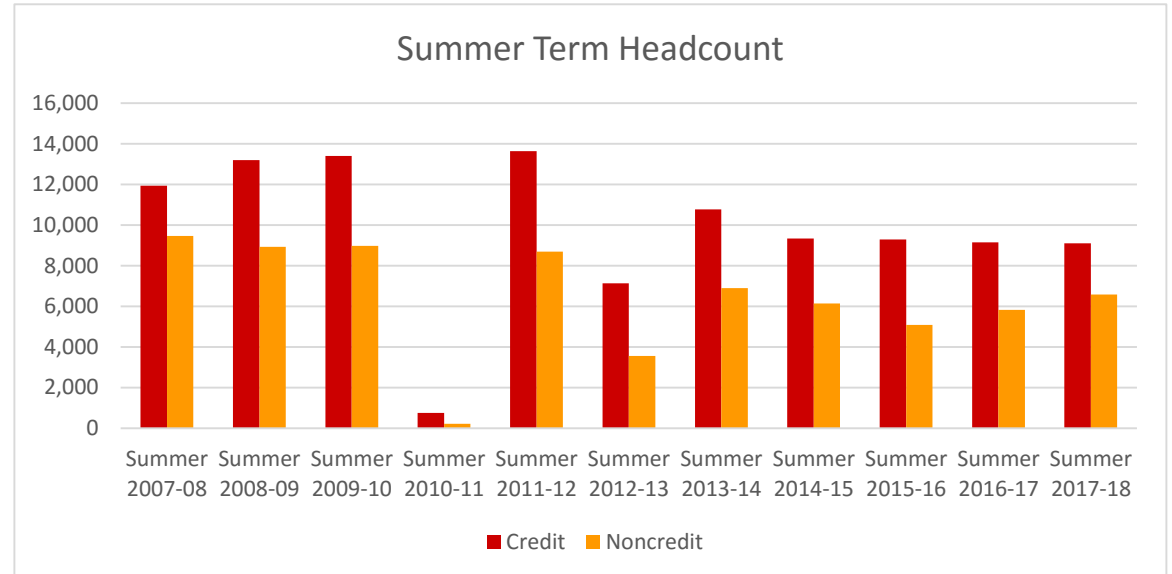


FACT SHEET: TERM HEADCOUNT

Headcount is an unduplicated count of students. Each individual student is only counted once regardless of how many classes they are enrolled in. For example, a student enrolled in three classes counts as one headcount.

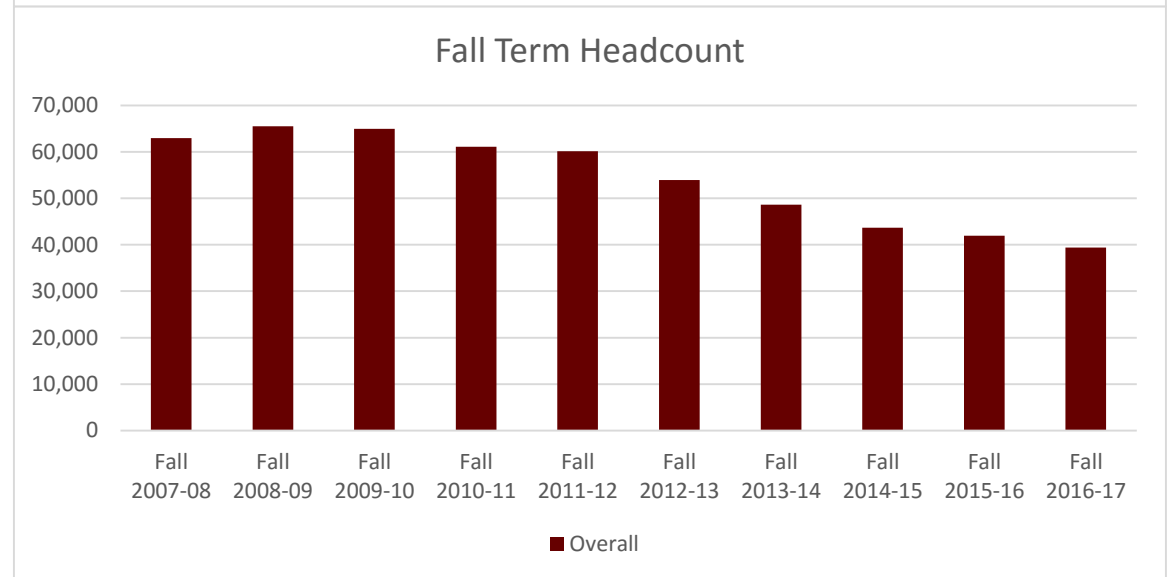
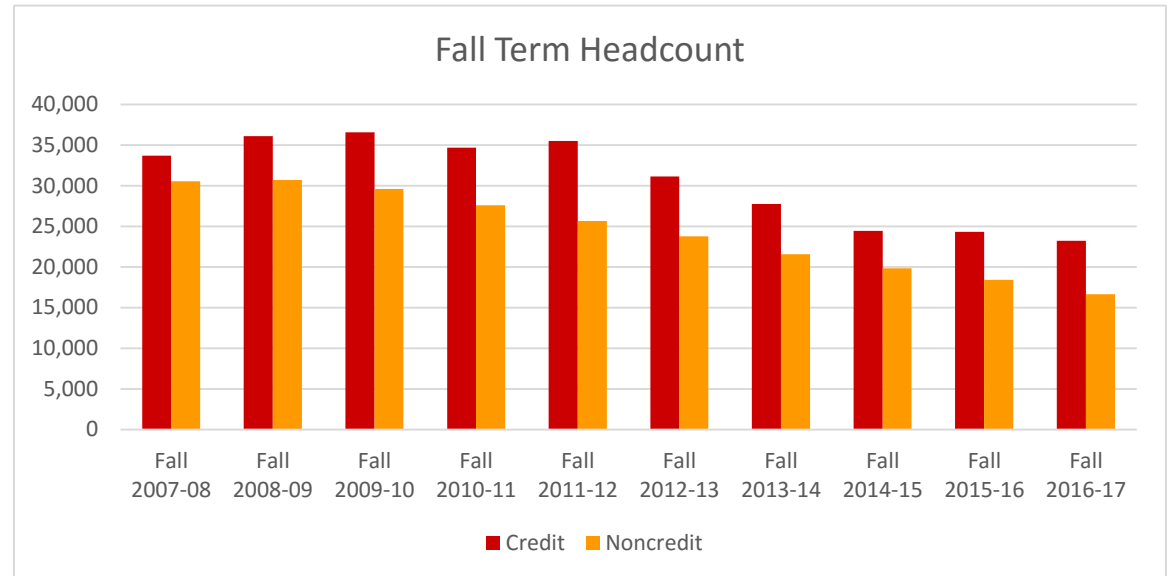
Summer Headcount

Term	Credit	Noncredit	Overall
Summer 1998-99	10,131	6,975	16,972
Summer 1999-00	11,295	9,751	20,863
Summer 2000-01	12,237	12,736	24,759
Summer 2001-02	12,800	13,805	26,432
Summer 2002-03	14,226	14,209	28,177
Summer 2003-04	9,556	7,560	16,998
Summer 2004-05	9,844	7,467	17,208
Summer 2005-06	11,308	7,067	18,284
Summer 2006-07	11,154	7,986	19,041
Summer 2007-08	11,948	9,469	21,320
Summer 2008-09	13,195	8,930	22,007
Summer 2009-10	13,409	8,976	22,189
Summer 2010-11	747	215	962
Summer 2011-12	13,644	8,695	22,170
Summer 2012-13	7,128	3,560	10,599
Summer 2013-14	10,774	6,893	17,854
Summer 2014-15	9,346	6,137	15,400
Summer 2015-16	9,289	5,093	14,346
Summer 2016-17	9,144	5,834	14,918
Summer 2017-18	9,101	6,580	15,636



Fall Headcount

Term	Credit	Noncredit	Overall
Fall 1998-99	29,590	32,592	60,922
Fall 1999-00	29,696	32,857	61,227
Fall 2000-01	30,179	32,582	61,418
Fall 2001-02	32,261	34,458	65,326
Fall 2002-03	34,283	34,427	67,214
Fall 2003-04	32,622	33,339	64,592
Fall 2004-05	32,325	31,745	62,795
Fall 2005-06	32,242	30,198	61,136
Fall 2006-07	32,002	30,773	61,574
Fall 2007-08	33,689	30,572	62,972
Fall 2008-09	36,116	30,719	65,506
Fall 2009-10	36,589	29,617	65,006
Fall 2010-11	34,701	27,600	61,112
Fall 2011-12	35,506	25,662	60,140
Fall 2012-13	31,129	23,792	53,949
Fall 2013-14	27,771	21,585	48,614
Fall 2014-15	24,445	19,856	43,662
Fall 2015-16	24,349	18,411	41,980
Fall 2016-17	23,237	16,652	39,437



Spring Headcount

Term	Credit	Noncredit	Overall
Spring 1998-99	30,296	32,422	61,430
Spring 1999-00	30,101	33,253	61,929
Spring 2000-01	30,739	32,808	62,224
Spring 2001-02	34,381	35,182	68,045
Spring 2002-03	34,839	34,356	67,741
Spring 2003-04	33,490	32,707	64,827
Spring 2004-05	33,581	31,278	63,562
Spring 2005-06	32,260	31,166	62,016
Spring 2006-07	33,328	29,880	62,051
Spring 2007-08	35,601	30,367	64,646
Spring 2008-09	37,496	30,746	66,885
Spring 2009-10	36,890	28,167	63,829
Spring 2010-11	37,411	27,481	63,599
Spring 2011-12	33,945	24,648	57,490
Spring 2012-13	31,542	23,083	53,584
Spring 2013-14	26,330	20,296	45,863
Spring 2014-15	24,505	18,696	42,523
Spring 2015-16	24,260	17,438	41,095
Spring 2016-17	23,241	16,358	39,070

