

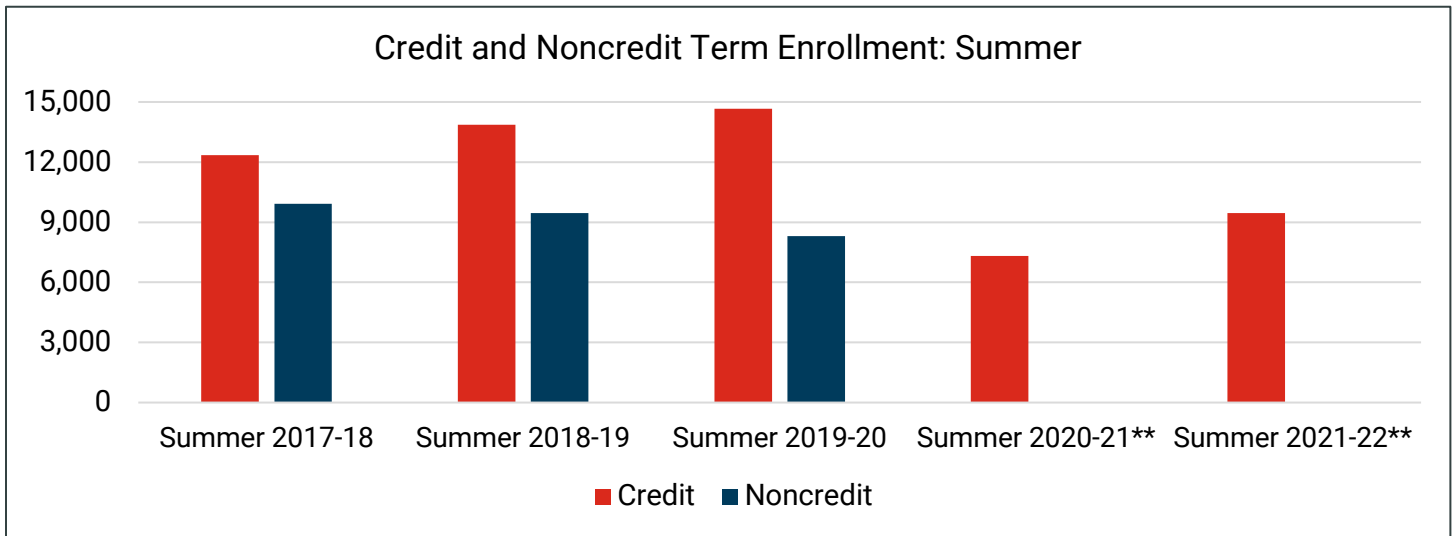


What is enrollment at CCSF in a given term?

Enrollment is a duplicated count of students, which means students are counted once for each class in which they are enrolled. For example, a student enrolled in three credit classes and one noncredit class will be counted as three credit enrollments and one noncredit enrollment, four total enrollments.

Summer Term Enrollment

Table with 4 columns: Term, Credit, Noncredit, Total. Rows show enrollment data from Summer 2012-13 to Summer 2021-22.



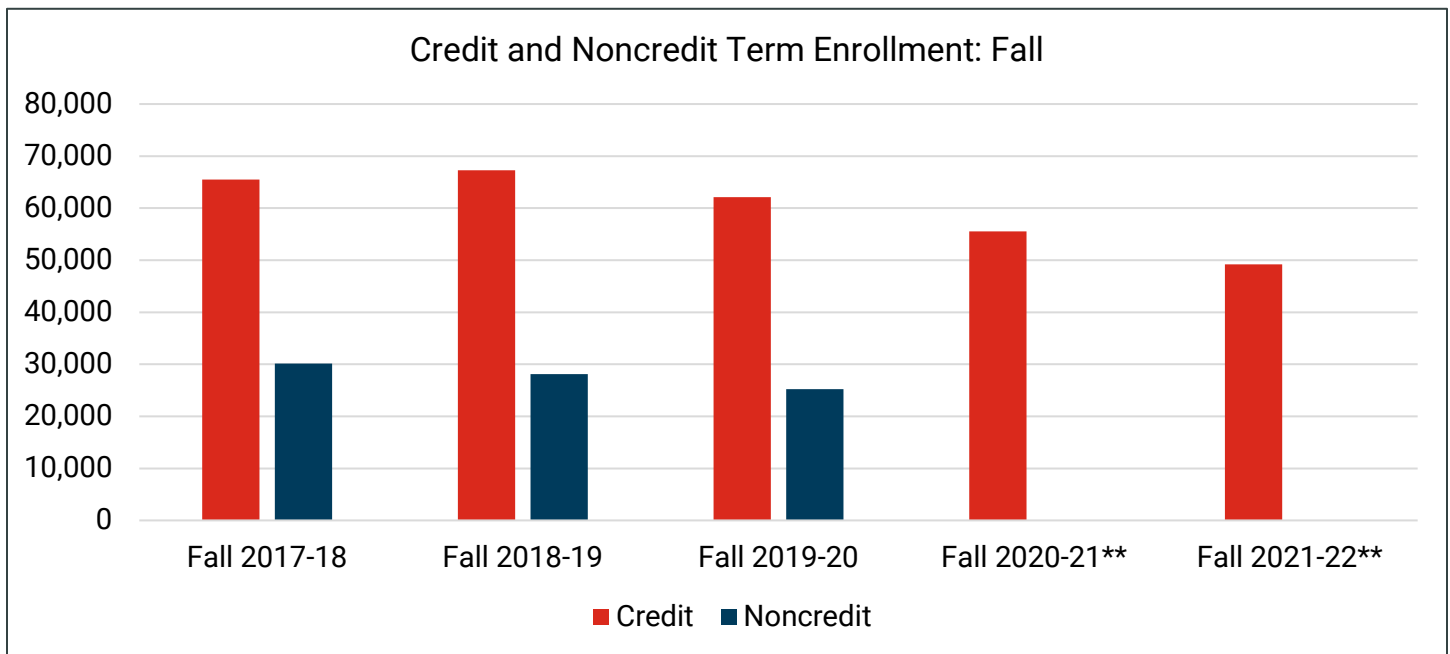
** Noncredit positive attendance data are collected differently during remote instruction, and therefore cannot be reported in the same way as prior years.

Sources: CCSF Argos Course Success and Demographics datablock and CCSF Argos Noncredit Attendance and Course Completion datablock



Fall Term Enrollment

Term	Credit	Noncredit	Total
Fall 2012-13	88,180	48,718	136,898
Fall 2013-14	77,845	41,563	119,408
Fall 2014-15	64,344	38,181	102,525
Fall 2015-16	62,804	35,612	98,416
Fall 2016-17	57,635	31,873	89,508
Fall 2017-18	65,476	30,149	95,625
Fall 2018-19	67,277	28,117	95,394
Fall 2019-20	62,106	25,231	87,337
Fall 2020-21	55,526	**	**
Fall 2021-22	49,185	**	**



** Noncredit positive attendance data are collected differently during remote instruction, and therefore cannot be reported in the same way as prior years.

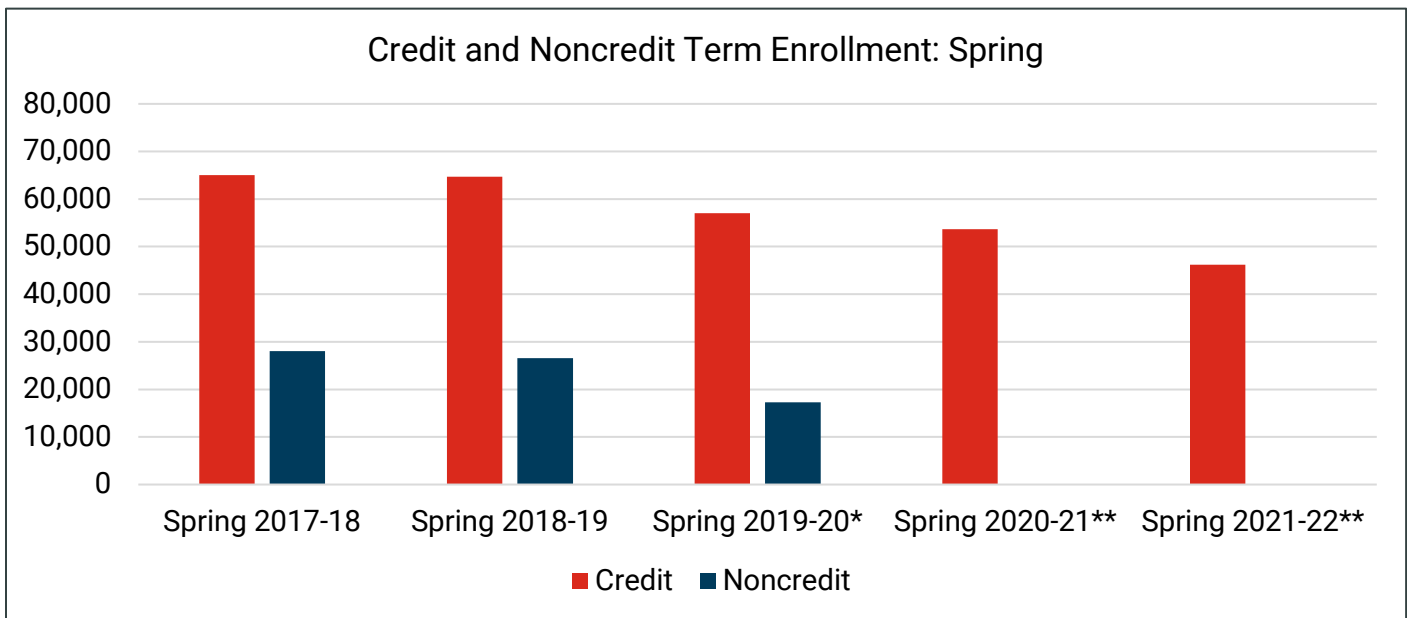
Sources: CCSF Argos Course Success and Demographics datablock and CCSF Argos Noncredit Attendance and Course Completion datablock



CCSF Fact Sheet – Term Enrollment

Spring Term Enrollment

Term	Credit	Noncredit	Total
Spring 2012-13	88,783	47,783	136,566
Spring 2013-14	71,479	40,437	111,916
Spring 2014-15	63,123	36,375	99,498
Spring 2015-16	61,471	33,529	95,000
Spring 2016-17	57,588	31,478	89,066
Spring 2017-18	65,049	28,056	93,105
Spring 2018-19	64,675	26,580	91,255
Spring 2019-20*	57,043*	17,289*	74,332*
Spring 2020-21	53,640	**	**
Spring 2021-22	46,187	**	**



* On March 13, 2020, day 61 of the Spring 2020 term, CCSF moved to remote instruction to comply with the stay-at-home order enacted by the City of San Francisco.

** Noncredit positive attendance data are collected differently during remote instruction, and therefore cannot be reported in the same way as prior years.

Sources: CCSF Argos Course Success and Demographics datablock and CCSF Argos Noncredit Attendance and Course Completion datablock