

# CSU Application Overview

---

CCSF Transfer Center



# CSU ADMISSIONS REQUIREMENTS

- 60 CSU transferable units by end of Spring 2021 for Fall 2021 admissions
  - 30 units of General Education (GE)
- “Golden 4” must be completed by end of Spring 2021 with “C” or better
  - A1: Oral Communication
  - A2: Written Communication
  - A3: Critical Thinking
  - B4: Quantitative Reasoning
- Major preparation
  - Impacted majors require mandatory completion of major prep courses
- 2.0 CSU Transferable GPA

# HOW TO APPLY

---

- Application website: [calstate.edu/apply](https://calstate.edu/apply)
- Application filing period: October 1 – December 4, 2020 for Fall 2021 admissions



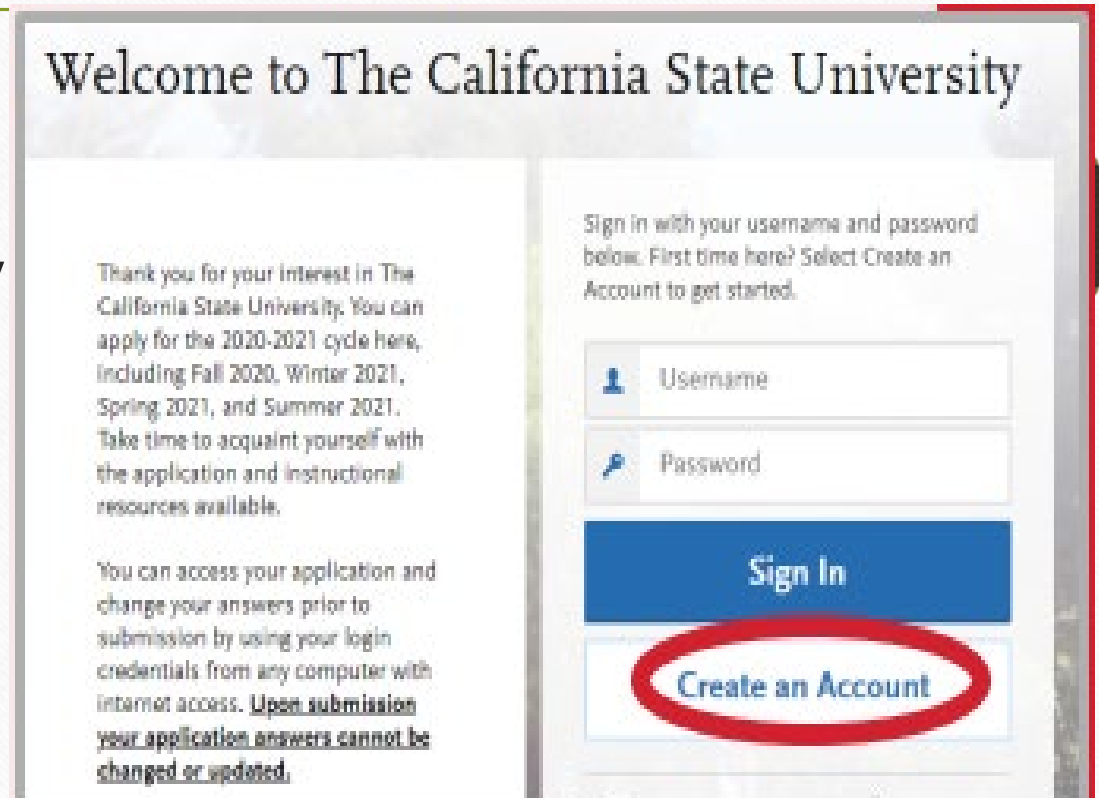
# PREPARE TO APPLY

## You will need the following:

- ☐ Unofficial transcripts from **every** college/university attended
  - ☐ Do not need international coursework
- ☐ Social Security number (if applicable)
- ☐ Citizenship status
- ☐ Annual Income
  - ☐ Your income if you are independent
  - ☐ Your parents income if you are a dependent
- ☐ Payment method
  - ☐ Credit Card
  - ☐ eCheck
  - ☐ Paypal

# STEP 1: CREATE AN ACCOUNT

- ❑ Create an account on [calstate.edu/apply](https://calstate.edu/apply)
- ❑ Use an email that you check regularly
  - ❑ CSU will communicate with applicants via email
  - ❑ Check your email regularly for deadlines, supplemental applications, and January update
- ❑ Red asterisk \* is required field



The screenshot shows the 'Welcome to The California State University' login page. On the left, there is a welcome message and a note about application cycles. On the right, there is a sign-in section with fields for 'Username' and 'Password', a 'Sign In' button, and a 'Create an Account' button. The 'Create an Account' button is circled in red. Below the sign-in section, there is a note about accessing the application and changing answers before submission.

Welcome to The California State University

Thank you for your interest in The California State University. You can apply for the 2020-2021 cycle here, including Fall 2020, Winter 2021, Spring 2021, and Summer 2021. Take time to acquaint yourself with the application and instructional resources available.

You can access your application and change your answers prior to submission by using your login credentials from any computer with internet access. Upon submission your application answers cannot be changed or updated.

Sign in with your username and password below. First time here? Select Create an Account to get started.

Username

Password

Sign In

Create an Account



# STEP 2: PROFILE

- Transfer applicants will be “**First Bachelor’s Degree...**”
- If earning an AA-T or AS-T degree pick “***Transferring with an Associate Degree for Transfer....***”
  - Be 100% sure you will earn this degree. Check with a counselor if you are unsure
- If not earning an AA-T or AS-T degree, pick “***Transferring from a community college or four-year institution***”
  - Pick with “***Greater than or equal to 60 semester...***”

\* Indicates required field.

## Degree Goal

\* What degree, credential or certificate are you applying for?



First Bachelor's Degree (Seeking your first bachelor's degree and have not earned a prior bachelor's degree)

\* Which of the following best describes your current educational status?



Graduating High School Senior or equivalent (with or without college coursework prior to High School graduation)



Transferring with an Associate Degree for Transfer (AA-T/ AS-T) awarded by a California Community College



Transferring from a community college or four-year institution



Second Bachelor's Degree (already earned a bachelor's degree and are seeking another one)



Graduate (e.g. Master's, Doctoral) or Professional's Degree



Teaching Credential Only (e.g. Single or Multiple Subject, PPS, Librarian, Admin, CalStateTEACH)



Certificate

# STEP 3: ADD PROGRAM

[Add Program](#) | [Selected Programs](#)    [Enter Invitation Code](#)

Showing results for: ☒ Available Programs

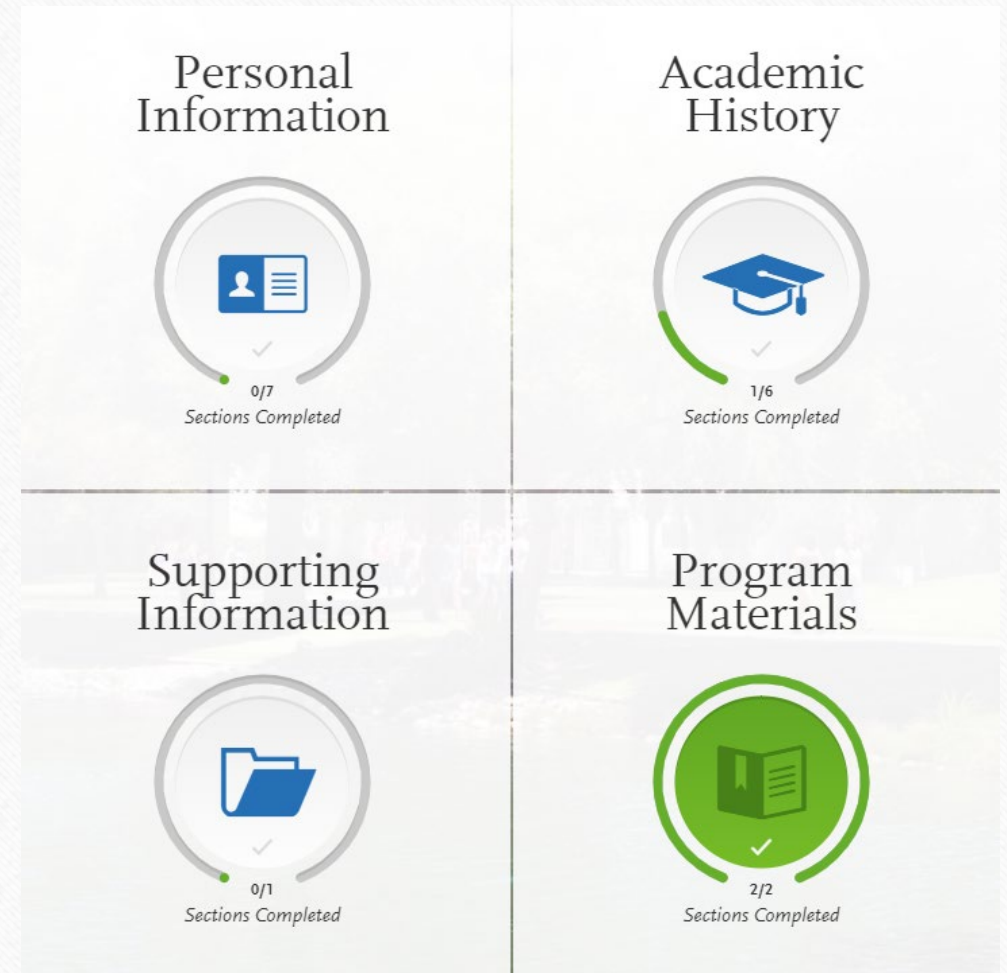
Add	Program Name	Degree Type	Start Term	Academic Year	Location	Campus Name	Deadline
	LONG BEACH EXTENSION						
+	Liberal Arts	BA	Fall	2021	Main Campus	CSU Long Beach	03/15/2021
+	Mechanical Engineering	BS	Fall	2021	Antelope Valley	CSU Long Beach	01/15/2021
	LONG BEACH UNDERGRADUATE						
+	Aerospace Engineering	BS	Fall	2021	Main Campus	CSU Long Beach	12/04/2020

- ❖ Use “Search” to type major or campus
- ❖ You can also use the “Filter” option to select and display various campuses
- ❖ Program must be “**Undergraduate**” and not “Extension”



# STEP 4: APPLICATION

- There are 4 quadrants total
- Each quadrant has sections/questions to complete
  - Personal Information— 7 sections
  - Academic History -- 6 sections
  - Supporting Information – 1-2 sections
  - Program Materials– depending on campuses applied
- Red asterisk \* is required field
- When **all** questions are answered, the circle will turn **GREEN**
- All 4 quadrants must be **GREEN** in order to submit application





# ACADEMIC HISTORY

- Enter high school even if not in U.S.
- Report **ALL** colleges/universities attended (including out of the country)
- Enter ALL courses by term
  - Use CCSF credit unofficial transcripts
  - Include non-transferable courses
  - Include Fall 2020 and Spring 2021
- SAT/ACT not required
- Report AP & IB exams
- Report military credit
  - See counselor for help



## Academic History

1/6 Sections Completed

High Schools Attended

Academic Information

Colleges Attended

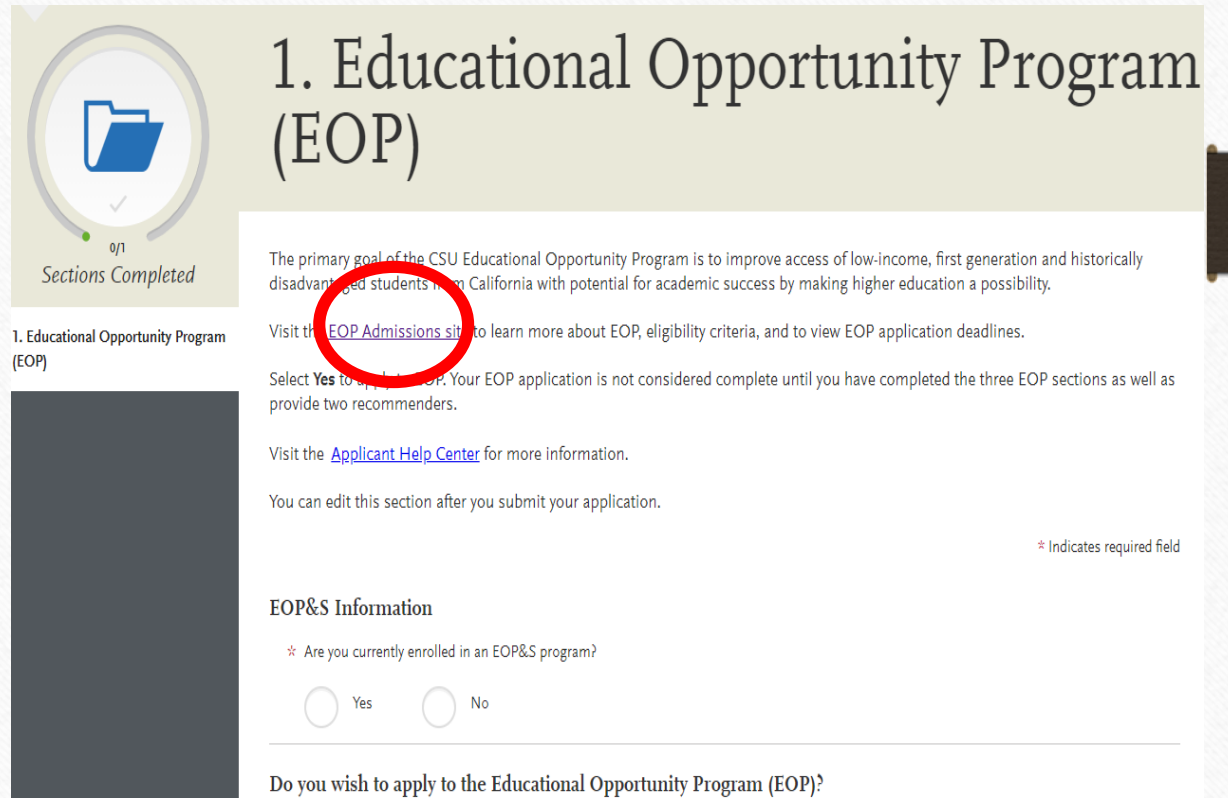
College Coursework

General Education

Standardized Tests

# EOP APPLICATION

- Educational Opportunity Program (EOP) helps low-income, first generation students
- EOP application is part of CSU application, if wish to apply
- Require 2 letters of recommendation
- Essays required
- Check eligibility and EOP application deadlines by clicking on “EOP Admissions site” link

A screenshot of the Educational Opportunity Program (EOP) application page. On the left, a circular progress indicator shows '0/1 Sections Completed' with a folder icon. The main heading is '1. Educational Opportunity Program (EOP)'. The text explains the program's goal and provides instructions. A red circle highlights the 'EOP Admissions site' link. Below, there is a section for 'EOP&S Information' with a required field question and radio button options for 'Yes' and 'No'. A footer question asks if the user wishes to apply to the EOP.

1. Educational Opportunity Program (EOP)

The primary goal of the CSU Educational Opportunity Program is to improve access of low-income, first generation and historically disadvantaged students from California with potential for academic success by making higher education a possibility.

Visit the [EOP Admissions site](#) to learn more about EOP, eligibility criteria, and to view EOP application deadlines.

Select **Yes** to apply to EOP. Your EOP application is not considered complete until you have completed the three EOP sections as well as provide two recommenders.

Visit the [Applicant Help Center](#) for more information.

You can edit this section after you submit your application.

\* Indicates required field

**EOP&S Information**

\* Are you currently enrolled in an EOP&S program?


☐ Yes ☐ No

Do you wish to apply to the Educational Opportunity Program (EOP)?



# STEP 5: SUBMIT

- ✓ Submit when all quadrants are **GREEN**
- ✓ \$70 per campus application fee
- ✓ Click on “Check My Fee Waiver” to view status
  - ✓ Fee waivers generated based on information provided in the application
  - ✓ Fee waiver covers up to 4 campuses
- ✓ Payment options: eCheck, Paypal, or Credit Card
- ✓ **Deadline: December 4<sup>th</sup> by 11:59 pm**



# REMINDERS

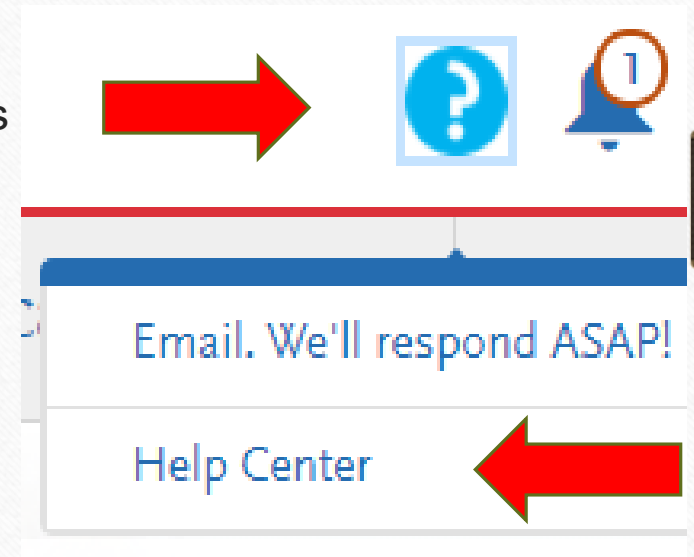
---

- International students (F-1 visa) may have different deadline
  - Recommend apply during filing period (Oct 1<sup>st</sup> – December 4<sup>th</sup>)
  - Require additional questions in application quadrants
  - Counselors can help with application questions
  
- Veterans
  - Counselors can help with reporting credit for military service
  
- **Don't miss the application deadline!**



# REMINDERS

- ☐ Check your email frequently
  - ☐ Some campuses require a supplemental application for admissions major or the campus
- ☐ January update
  - ☐ Check your email in January
  - ☐ Update Fall 2020 grades and Spring 2021 coursework
- ☐ Use guides/chat available in the Help Center
- ☐ Transfer Center Zoom sessions
- ☐ Apply for FAFSA (October 1<sup>st</sup>, 2020 – March 2, 2021)



# TIMELINE

October 1-  
December 4, 2020

January 2021

February –  
April 2021



Submit CSU  
application



Application  
Update



Admissions  
Decisions

Accept Admissions



April –  
May 2021

Official  
transcript due



July 2021

Orientation and  
Registration



Summer 2021

\*Apply FAFSA= October 1, 2020 – March 2, 2021 ([www.fafsa.gov](http://www.fafsa.gov))



# *Thank you!*

---

- ❖ Visit Transfer Center website for Zoom Open Labs

  - ❖ [www.ccsf.edu/transfer](http://www.ccsf.edu/transfer)

- ❖ Students will be able to meet with counselors individually for 10 minutes

  - ❖ **Must have opened and started CSU application**

  - ❖ **Have your questions ready/ CSU application open (share screen available)**