


**San Francisco Community College District
Human Resources Department**

HIRING DATA REPORT
Fall 2010, Spring 2011 & Fall 2011

&

EMPLOYEE DATA REPORT
Fall 2010 & Fall 2011



EXECUTIVE SUMMARY

The Human Resources Department (HR) oversees the hiring process for all District personnel. The *Hiring Data Report: F10, SP11, & F11* provides statistics on the F10, SP11, and F11 new employee hires by employee type, gender, ethnicity, and EEOC categories: disabled, gay/lesbian, and veteran. This data originates from the volunteer demographic data provided by applicants during the application stage of a hiring process.

The *Employee Data Report: F10 & F11* provides statistics on the number of employees sorted by employee type, gender, and ethnicity and is provided to the State Chancellor's Office by the District's IT and Research & Planning Departments.

During fiscal years 2010-2011 and 2011-2012 budget reductions throughout the institution included severe restrictions on spending in hiring. Therefore, hiring efforts continued to focus on ensuring the continuance of core educational programs and student services.

Consequently, recruiting and advertising were reduced and focused in the *Chronicle of Higher Education*, trade journals, employment websites, and with Jobelephant, a recruitment advertising company who places College job ads in ccregistry.org, CSU East Bay JOBS4U, CSU Sacramento J.O.B., UC Berkeley's CalJobs, Insidehighered.com, Higheredjobs.com, sfbay.craigslist.org, AsiansinHigherEd.com, IMDiversity.com, BlacksInHigherEd.com, and HispanicsinHigherEd.com.

HIRING DATA REPORT

Full-Time Faculty New Hires pages 1 - 12

The Full-Time Faculty new hires section contains data on Tenure-Track, Long-Term Substitute, and FT Categorically-Funded new employees hired in F10, SP11, or F11. Page 12 of this section contains a comparison of Tenure-Track New Hires for F10, SP11 and F11.

- In FY F10 –SP11, 62 tenure-track positions were filled, 48 in the Fall 2010 semester and 14 in the Spring 2011. Twenty-six of the 48 positions that started in Fall 2010, were postponed from Fall 2009.
- During the FY11-12, 28 Tenure-Track positions were filled to start Fall 2011.

**Full-Time Faculty New Hires
continued**

- In terms of gender and ethnic diversity, percentages within each category remain steady. For example, in the gender category for FY10-11, (62 Tenure-Track hires), 63% are female and 37% are male. In FY11-12, (28 Tenure-Track hires), 61% are female and 39% are male.
- Noted on page 12 - Comparison of Tenure-Track New Hires for F10, SP11 and F11, the ethnic breakdown varies slightly during this period, averaging for the three semesters at: Caucasian - 59% ; African American – 4.3%; Latino/a – 12%; Asian 13.3%; Southeast Asian – 2.7%; Pacific Islander 3.6%; Filipino – 2.3%; and Other/Unknown – 4.7%.

**Part-Time Faculty New Hires
pages 13 - 19**

The Part-Time Faculty new hires section contains data on Part-Time Faculty new employees hired in F10, SP11, or F11. This section also includes a comparison of PT Pool hires versus Emergency hires for each of the semesters, F10, SP11 and F11. Page 19 of this section contains a comparison of Part-Time new hires for F10, SP11 and F11.

**Classified New Hires
pages 20 - 29**

The Classified hiring summary section includes data on new Classified new hires and position movement. Position movement reflects promotions and changes in job classifications included, but not limited to, Civil Service status change and expired limited tenure.

- Strategic spending reductions throughout the institution included a severe restriction on hiring in the classified unit.
- Replacement positions for those retiring or resigning were judiciously back filled.

**Full-Time Faculty Positions
Applicant Status – Screening
Report
pages 30 - 75**

The Full-Time Faculty Positions Applicant Status Screening Report is a breakdown of each full-time faculty hiring position. The job applicant pool for each full-time faculty hiring is tracked by gender and ethnicity throughout the hiring process. This process commences from the beginning of a hiring with the total applications received, through the hiring process (i.e. paper screening, interview(s)), and is completed at the end of the process with the applicant(s) selected for the position.

Full-Time Faculty Positions

The Full-Time Faculty Positions Search Committee Members Report

**Search Committee Members
(by Ethnicity & Gender)
pages 76 - 79**

contains a breakdown by ethnicity and gender of committee members serving on full-time faculty hirings for the F10 & SP11 and F11 semesters.

**EMPLOYEE DATA REPORT
Pages 80 - 105**

The *Employee Data Report: F10 & F11* contains statistics on the number of employees sorted by employee type, gender, and ethnicity and is provided to the State Chancellor's Office by the District's IT and Research & Planning Departments.

This section includes an employee count for each employee type for the Fall 2010 and Fall 2011 academic years.

- In Fall 2009 the Administrative division totaled 52 administrators, however in June 2009, the College experienced their greatest historical loss within the administrative ranks when nine of these administrators retired. Thus by the Fall 2010, the administrative ranks totaled 43. A District-wide administrative realignment was instituted including filling key positions through either lateral transfers, additional duties/responsibilities added to some deans or hiring of new personnel where absolutely necessary. Currently, Fall 2011, the administrative ranks totals 39, whereby between Fall 2010 and Fall 2011, the District experienced three retirements, one resignation, and one new hire.

- While the Faculty and Classified employee data does not show major changes in the period Fall 2010 through Fall 2011, many departments throughout the College continue to suffer the loss of staff vacancies that due to budget cuts have unfortunately not been replaced.

I. New Hires Data

Full-Time Faculty New Hires P. 1 - 12

F10

- Summary: F10 Full-Time Faculty New Hires P. 1 - 2
- Pie Charts:
 - F10 Tenure-Track New Hires P. 3
 - F10 Long-Term Substitute New Hires P. 4
 - F10 Categorically-Funded Full-Time New Hires P. 5

SP11

- Summary: SP11 Full-Time Faculty New Hires P. 6
- Pie Charts:
 - SP11 Tenure-Track New Hires P. 7
 - Long-Term Substitute New Hires P. 8
 - (NO Categorically-Funded Full-Time New Hires)

F11

- Summary : F11 Full-Time Faculty New Hires P. 9
- Pie Charts:
 - F11 Tenure-Track New Hires P. 10
 - NO Long-Term Substitute New Hires
 - F11 Categorically-Funded Full-Time New Hires P. 11

FT Tenure-Track New Hires Comparison Pie Charts - F10/SP11/F11 P. 12

Part-Time Faculty New Hires P. 13 - 19

F10

- Pie Charts:
 - Part-Time Faculty New Hires P. 13
 - PT Pool Hires vs. Emergency Hires P. 14

SP11

- Pie Charts:
 - Part-Time Faculty New Hires P. 15
 - PT Pool Hires vs. Emergency Hires P. 16

F11

- Pie Charts:
 - Part-Time Faculty New Hires P. 17
 - PT Pool Hires vs. Emergency Hires P. 18

PT Faculty New Hires Comparison Pie Chart – F10/SP11/F11 P. 19

Classified New Hires P. 20 - 29

F10 – SP11

- Summary: Classified Hiring P. 20
- Pie Charts:
 - FT Classified New Hires P. 21
 - PT Classified New Hires P. 22
 - FT Classified Position Movement P. 23
 - PT Classified Position Movement p. 24

Classified New Hires continued**F11 – SP12**

- Summary: Classified Hiring P. 25
- Pie Charts:
 - FT Classified New Hires P. 26
 - PT Classified New Hires P. 27
 - FT Classified Position Movement P. 28
 - PT Classified Position Movement P. 29

II. FT FACULTY JOB POSITIONS - Applicant Status Reports P. 30 – 75**F10 – SP11**

- Applicant Status Screening Report by Gender & Ethnicity P. 30 – 52

F11

- Applicant Status Screening Report by Gender & Ethnicity P. 53 – 75

III. FT FACULTY JOB POSITIONS – Search Committee Composition Reports P. 76 – 79**F10-SP11**

- Search Committee Composition by Gender & Ethnicity P. 76 -77

F11

- Search Committee Composition by Gender & Ethnicity P. 78-79

IV. EMPLOYEE STAFF DATA F10 P. 80 -105**F10 – Employee Staff Data**

Administrators	
Pie Chart	P. 80
FT Faculty	
Table by Department/Gender/Ethnicity	P. 81-82
Pie Chart by Gender & Ethnicity	P. 83
PT Faculty	
Table by Department/Gender/Ethnicity	P. 84-85
Pie Chart by Gender & Ethnicity	P. 86
FT Classified	
Table by Department/Gender/Ethnicity	P. 87-88
Pie Chart by Gender & Ethnicity	P. 89
PT Classified	
Table by Department/Gender/Ethnicity	P. 90
Pie Chart by Gender & Ethnicity	P. 91

F11-Employee Staff Data

	P. 92-105
Administrators	
Pie Chart	P. 92
FT Faculty	
Table by Department/Gender/Ethnicity	P. 93-94
Pie Chart by Gender & Ethnicity	P. 95
PT Faculty	
Table by Department/Gender/Ethnicity	P. 96-97
Pie Chart by Gender & Ethnicity	P. 98
FT Classified	
Table by Department/Gender/Ethnicity	P. 99-101
Pie Chart by Gender & Ethnicity	P. 102
PT Classified	
Table by Department/Gender/Ethnicity	P. 103-104
Pie Chart by Gender & Ethnicity	P. 105

HIRING DATA REPORT
(Fall 2010, Spring 2011 & Fall 2011)

(Pages 1 - 79)

**Full-Time and Part-Time
New Hires Data
(Fall 2010, Spring 2011, & Fall 2011)**

FACULTY

Tenure-Track

Long-Term Substitute

Categorically-Funded

Part-Time

CLASSIFIED

(Pages 1 – 29)

**FULL-TIME FACULTY NEW HIRES
(FALL 2010, SPRING 2011, & FALL 2011)**

FULL-TIME FACULTY

Tenure-Track

Long-Term Substitute

Categorically-Funded

(Pages 1 – 12)

NEW FULL-TIME FACULTY

HIRING SUMMARY

FALL 2010

<u>Total Full-Time New Hires:</u>	54	
Tenure-Track	48	89%
Long-Term Substitute	1	2%
Categorically-Funded	5	9%
<u>Tenure-Track Hires:</u>	48	
Female	31	65%
Male	17	35%
African American	1	2%
Asian	7	15%
Caucasian	29	60 %
Filipino	0	0%
Latino/a	4	8%
Native American	0	0%
Other/Unknown	5	10%
Pacific Islander	0	0%
Southeast Asian	2	4%
Disabled	0	0%
Gay/Lesbian	4	8%
Veteran	1	2%
<u>Long-Term Substitute Hire:</u>	1	
Female	0	0%
Male	1	100%
Caucasian	1	100%
Disabled	0	0%
Gay/Lesbian	0	0%
Veteran	0	0%

continued next page

<u>Categorically Funded Hires:</u>	5	
Female	4	80%
Male	1	20%

African American	0	0 %
Asian	0	0%
Caucasian	1	20 %
Filipino	2	40%
Latino/a	0	0 %
Native American	0	0%
Other/Unknown	1	20%
Pacific Islander	1	20%
Southeast Asian	0	0%

Disabled	0	0%
Gay/Lesbian	1	20%
Veteran	0	0%

Note: Percentages may not be exact due to rounding.

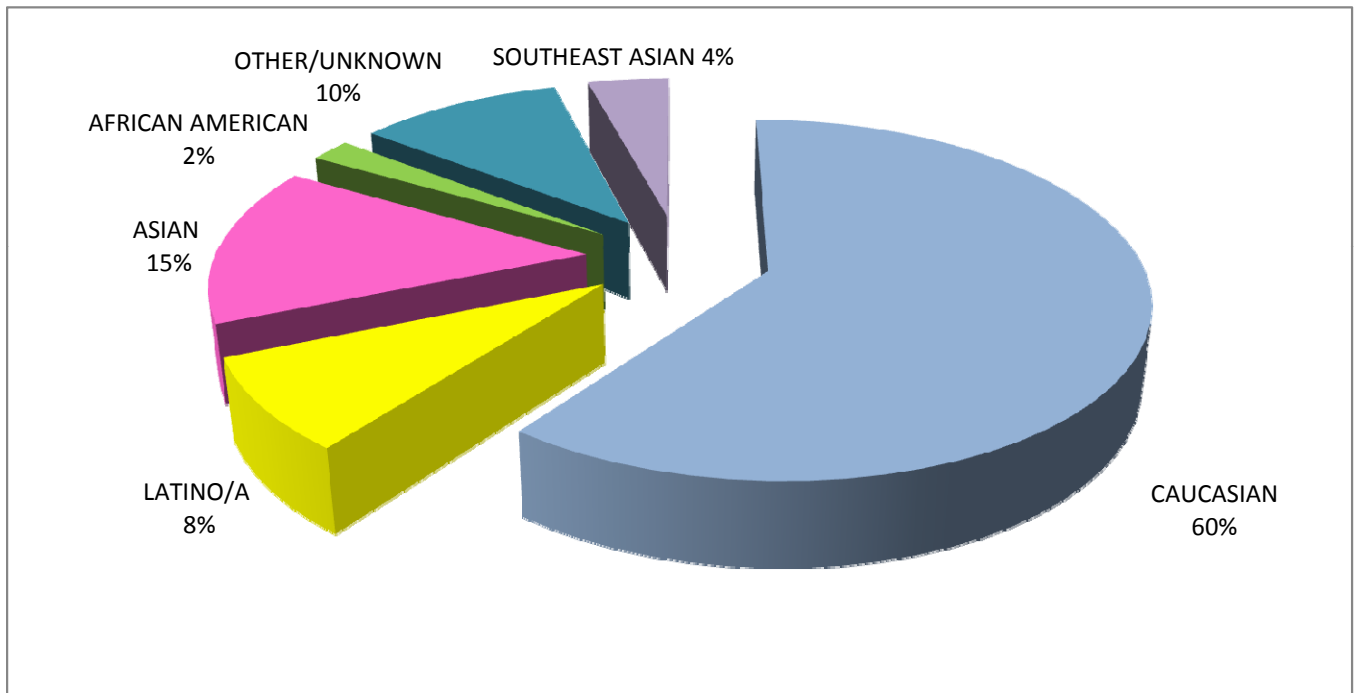
TENURE-TRACK NEW HIRES

Fall 2010

ETHNICITY / GENDER / AFFIRMATIVE ACTION DATA

	AFRICAN AMERICAN		ASIAN		CAUCASIAN		FILIPINO		LATINO/A		NATIVE AMERICAN		OTHER/ UNKNOWN		PACIFIC ISLANDER		SOUTHEAST ASIAN		TOTAL FILLED POSITIONS	
	#	PCT.	#	PCT.	#	PCT.	#	PCT.	#	PCT.	#	PCT.	#	PCT.	#	PCT.	#	PCT.	#	PCT.
FEMALE	0	0%	3	6%	20	42%	0	0%	4	8%	0	0%	3	6%	0	0%	1	2%	31	65%
MALE	1	2%	4	8%	9	19%	0	0%	0	0%	0	0%	2	4%	0	0%	1	2%	17	35%
TOTAL	1	2%	7	15%	29	60%	0	0%	4	8%	0	0%	5	10%	0	0%	2	4%	48	100%
DISABLED	0	0%	0	0%	1	2%	0	0%	0	0%	0	0%	0	0%	0	0%	0	0%	0	0%
GAY/LESBIAN	0	0%	0	0%	3	6%	0	0%	1	2%	0	0%	1	2%	1	2%	0	0%	4	8%
VETERAN	1	2%	0	0%	0	0%	0	0%	0	0%	0	0%	0	0%	0	0%	0	0%	1	2%

Note: Percentages may not be exact due to rounding.



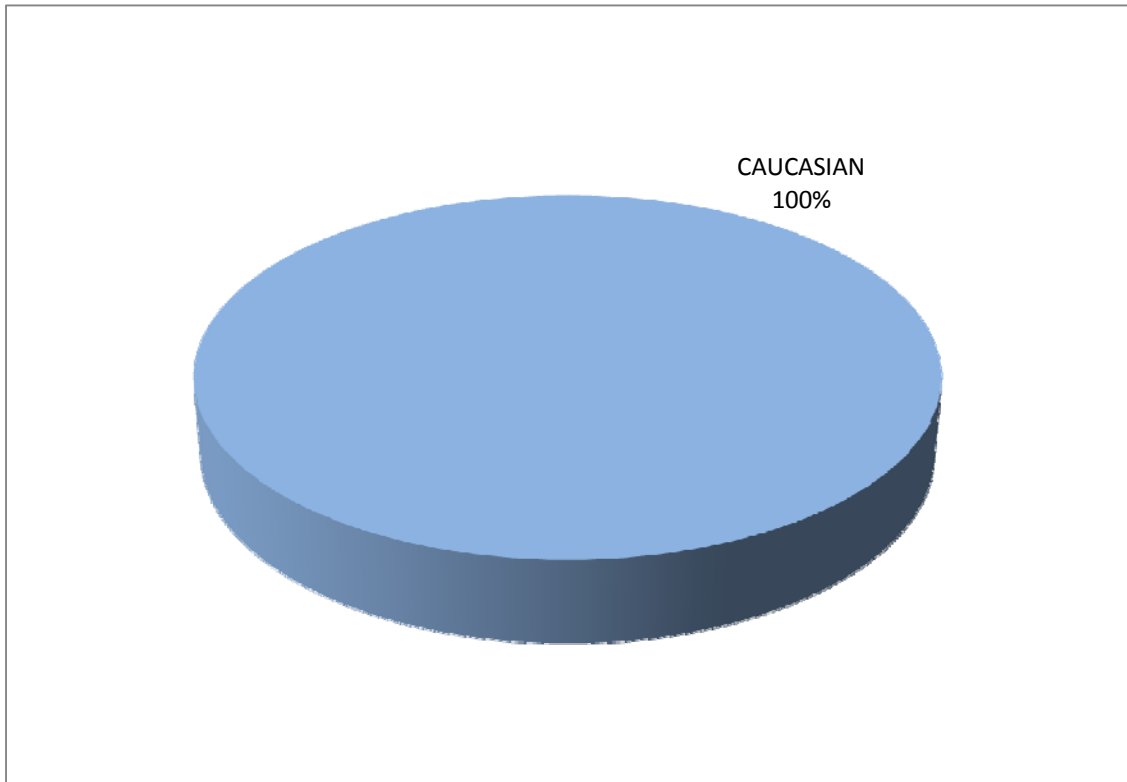
LONG TERM SUBSTITUTE NEW HIRES

Fall 2010

ETHNICITY / GENDER / AFFIRMATIVE ACTION DATA

	AFRICAN AMERICAN		ASIAN		CAUCASIAN		FILIPINO		LATINA/O		NATIVE AMERICAN		OTHER / UNKNOWN		PACIFIC ISLANDER		SOUTHEAST ASIAN		TOTAL FILLED POSITIONS	
	#	PCT.	#	PCT.	#	PCT.	#	PCT.	#	PCT.	#	PCT.	#	PCT.	#	PCT.	#	PCT.	#	PCT.
FEMALE	0	0%	0	0%	0	0%	0	0%	0	0%	0	0%	0	0%	0	0%	0	0%	0	0%
MALE	0	0%	0	0%	1	100%	0	0%	0	0%	0	0%	0	0%	0	0%	0	0%	1	100%
TOTAL	0	0%	0	0%	1	100%	0	0%	0	0%	0	0%	0	0%	0	0%	0	0%	1	100%
.....																				
DISABLED	0	0%	0	0%	0	0%	0	0%	0	0%	0	0%	0	0%	0	0%	0	0%	0	0%
GAY/LESBIAN	0	0%	0	0%	0	0%	0	0%	0	0%	0	0%	0	0%	0	0%	0	0%	0	0%
VETERAN	0	0%	0	0%	0	0%	0	0%	0	0%	0	0%	0	0%	0	0%	0	0%	0	0%

Note: Percentages may not be exact due to rounding.



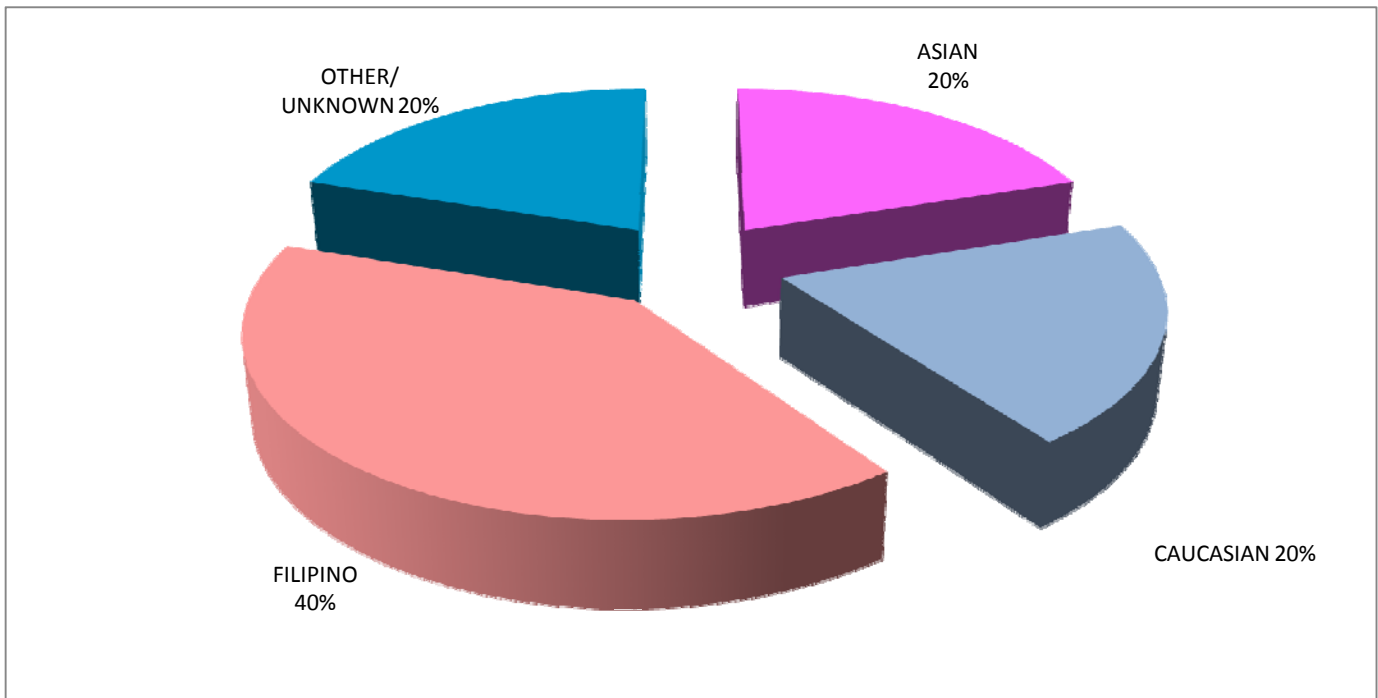
FULL-TIME CATEGORICALLY-FUNDED NEW HIRES

Fall 2010

ETHNICITY / GENDER / AFFIRMATIVE ACTION DATA

	AFRICAN AMERICAN		ASIAN		CAUCASIAN		FILIPINO		LATINO/A		NATIVE AMERICAN		OTHER / UNKNOWN		PACIFIC ISLANDER		SOUTHEAST ASIAN		TOTAL FILLED POSITIONS	
	#	PCT.	#	PCT.	#	PCT.	#	PCT.	#	PCT.	#	PCT.	#	PCT.	#	PCT.	#	PCT.	#	PCT.
FEMALE	0	0%	0	0%	1	20%	2	40%	0	0%	0	0%	1	20%	0	0%	0	0%	4	80%
MALE	0	0%	1	20%	0	0%	0	0%	0	0%	0	0%	0	0%	0	0%	0	0%	1	20%
TOTAL	0	0%	1	20%	1	20%	2	40%	0	0%	0	0%	1	20%	0	0%	0	0%	5	100%
.....																				
DISABLED	0	0%	0	0%	0	0%	0	0%	0	0%	0	0%	0	0%	0	0%	0	0%	0	0%
GAY/LESBIAN	0	0%	1	20%	0	0%	0	0%	0	0%	0	0%	0	0%	0	0%	0	0%	1	20%
VETERAN	0	0%	0	0%	0	0%	0	0%	0	0%	0	0%	0	0%	0	0%	0	0%	0	0%

Note: Percentages may not be exact due to rounding.



NEW FULL-TIME FACULTY

HIRING SUMMARY

SPRING 2011

<u>Total Full-Time New Hires:</u>	17	
Tenure-Track	14	82%
Long-Term Substitute	3	18%
Categorically-Funded	0	
<u>Tenure-Track Hires:</u>	14	
Female	8	57%
Male	6	43%
African American	1	7%
Asian	2	14%
Caucasian	9	64 %
Latino/a	2	14%
Disabled	0	0%
Gay/Lesbian	4	29%
Veteran	0	0%
<u>Long-Term Substitute Hire:</u>	3	
Female	1	33%
Male	2	66%
Latino/a	3	100%
Disabled	0	0%
Gay/Lesbian	0	0%
Veteran	0	0%

Note: Percentages may not be exact due to rounding.

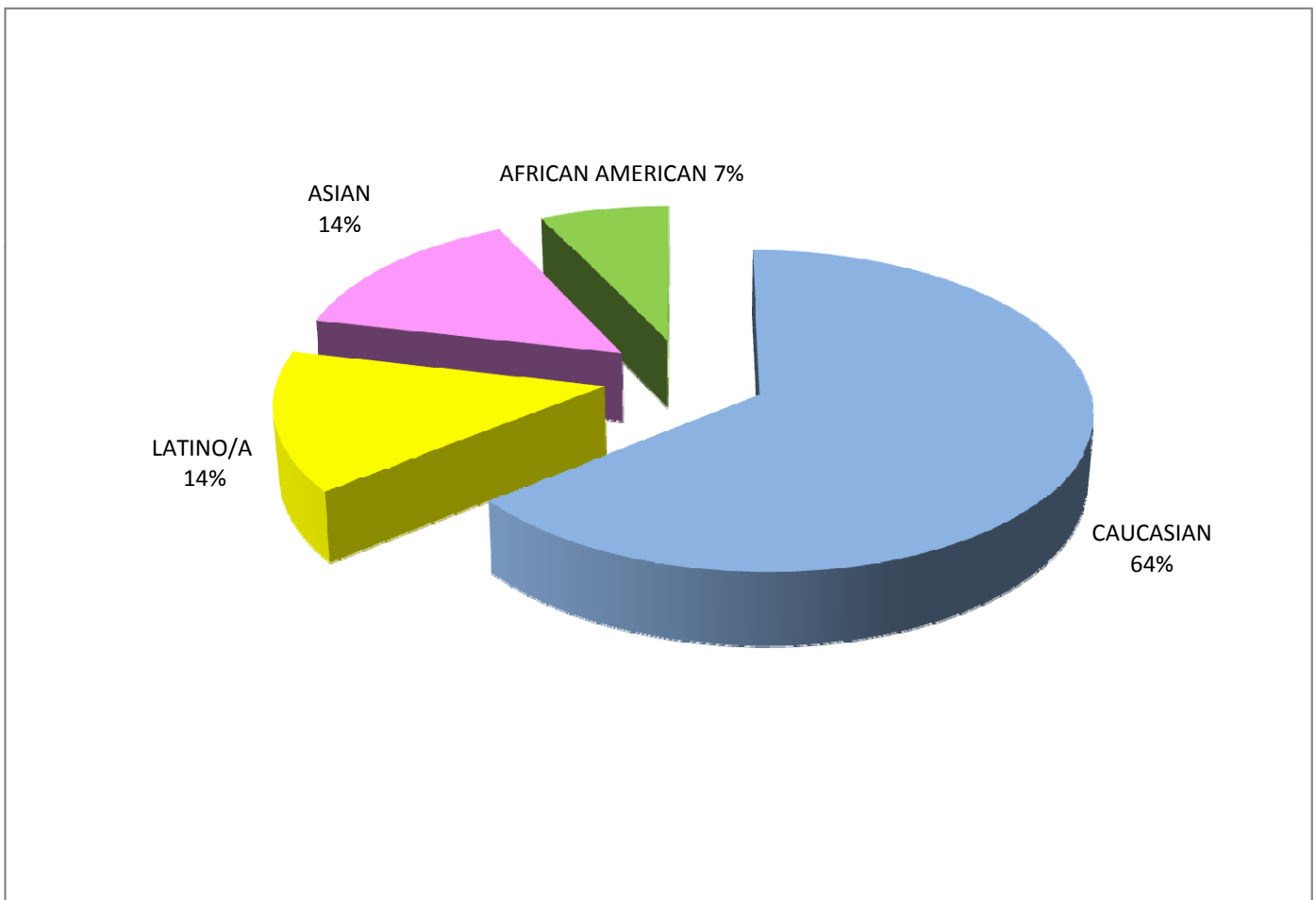
TENURE-TRACK NEW HIRES (Spring 2011)

ETHNICITY / GENDER / AFFIRMATIVE ACTION DATA

	AFRICAN AMERICAN		ASIAN		CAUCASIAN		FILIPINO		LATINO/A		NATIVE AMERICAN		OTHER/ UNKNOWN		PACIFIC ISLANDER		SOUTHEAST ASIAN		TOTAL FILLED POSITIONS	
	#	PCT.	#	PCT.	#	PCT.	#	PCT.	#	PCT.	#	PCT.	#	PCT.	#	PCT.	#	PCT.	#	PCT.
FEMALE	0	0%	2	14%	5	36%	0	0%	1	7%	0	0%	0	0%	0	0%	0	0%	8	57%
MALE	1	7%	0	0%	4	29%	0	0%	1	7%	0	0%	0	0%	0	0%	0	0%	6	43%
TOTAL	1	7%	2	14%	9	64%	0	0%	2	14%	0	0%	0	0%	0	0%	0	0%	14	100%

DISABLED	0	0%	0	0%	1	7%	0	0%	0	0%	0	0%	0	0%	0	0%	0	0%	0	0%
GAY/LESBIAN	0	0%	0	0%	2	14%	0	0%	1	7%	0	0%	1	7%	1	7%	0	0%	4	29%
VETERAN	0	0%	0	0%	0	0%	0	0%	0	0%	0	0%	0	0%	0	0%	0	0%	0	0%

Note: Percentages may not be exact due to rounding.



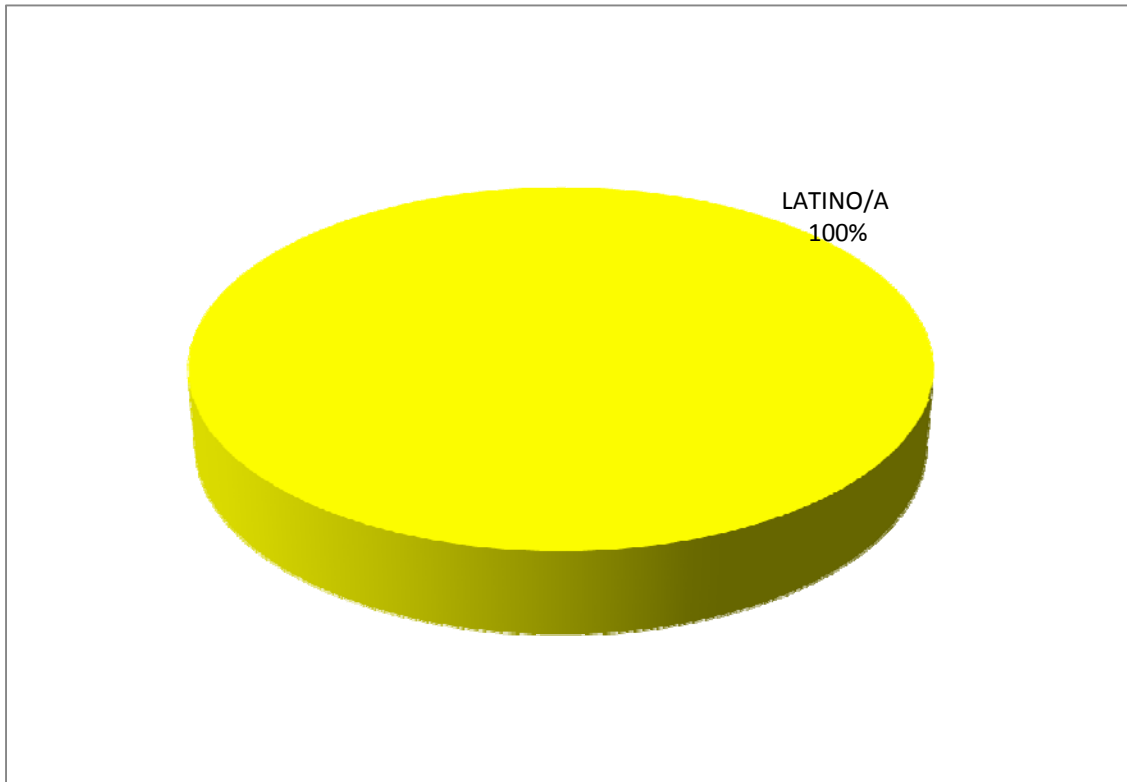
LONG TERM SUBSTITUTE NEW HIRES

Spring 2011

ETHNICITY / GENDER / AFFIRMATIVE ACTION DATA

	AFRICAN AMERICAN		ASIAN		CAUCASIAN		FILIPINO		LATINA/O		NATIVE AMERICAN		OTHER / UNKNOWN		PACIFIC ISLANDER		SOUTHEAST ASIAN		TOTAL FILLED POSITIONS	
	#	PCT.	#	PCT.	#	PCT.	#	PCT.	#	PCT.	#	PCT.	#	PCT.	#	PCT.	#	PCT.	#	PCT.
FEMALE	0	0%	0	0%	0	0%	0	0%	1	33%	0	0%	0	0%	0	0%	0	0%	1	33%
MALE	0	0%	0	0%	0	0%	0	0%	2	67%	0	0%	0	0%	0	0%	0	0%	2	67%
TOTAL	0	0%	0	0%	0	0%	0	0%	3	100%	0	0%	0	0%	0	0%	0	0%	3	100%
.....																				
DISABLED	0	0%	0	0%	0	0%	0	0%	0	0%	0	0%	0	0%	0	0%	0	0%	0	0%
GAY/LESBIAN	0	0%	0	0%	0	0%	0	0%	0	0%	0	0%	0	0%	0	0%	0	0%	0	0%
VETERAN	0	0%	0	0%	0	0%	0	0%	0	0%	0	0%	0	0%	0	0%	0	0%	0	0%

Note: Percentages may not be exact due to rounding.



NEW FULL-TIME FACULTY

HIRING SUMMARY

FALL 2011

Total Full-Time New Hires: 30

Tenure-Track	28
Long-Term Substitute	0
Categorically-Funded	2

Tenure-Track Hires - 28

Female	17	61%
Male	11	39%
African American	1	4%
Asian	3	11%
Caucasian	15	54%
Filipino	2	7%
Latino/a	2	7%
Other/Unknown	1	4%
Pacific Islander	3	11%
Southeast Asian	1	4%
Disabled	1	4%
Gay/Lesbian	5	18%
Veteran	0	0%

Categorically-Funded Hires - 2

Female	2	100%
Asian	1	50%
Latina	1	50%
Disabled	0	0%
Gay/Lesbian	0	0%
Veteran	0	0%

Note: Percentages may not be exact due to rounding.

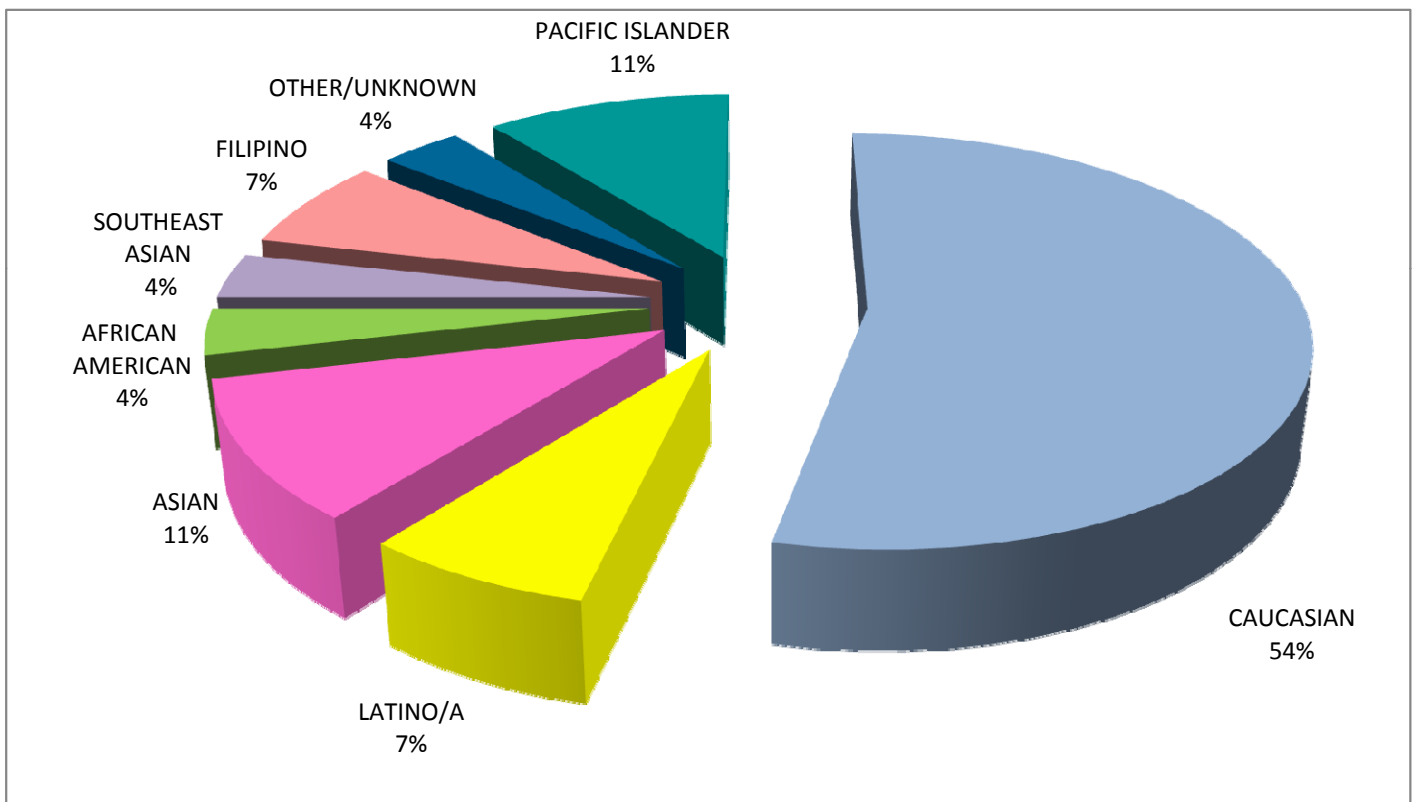
TENURE-TRACK NEW HIRES

Fall 2011

ETHNICITY / GENDER / AFFIRMATIVE ACTION DATA

	AFRICAN AMERICAN		ASIAN		CAUCASIAN		FILIPINO		LATINO/A		NATIVE AMERICAN		OTHER/ UNKNOWN		PACIFIC ISLANDER		SOUTHEAST ASIAN		TOTAL FILLED POSITIONS	
	#	PCT.	#	PCT.	#	PCT.	#	PCT.	#	PCT.	#	PCT.	#	PCT.	#	PCT.	#	PCT.	#	PCT.
FEMALE	0	0%	2	7%	10	36%	1	4%	1	4%	0	0%	0	0%	2	7%	1	4%	17	61%
MALE	1	4%	1	4%	5	18%	1	4%	1	4%	0	0%	1	4%	1	4%	0	0%	11	39%
TOTAL	1	4%	3	11%	15	54%	2	7%	2	7%	0	0%	1	4%	3	11%	1	4%	28	100%
DISABLED	0	0%	0	0%	1	4%	0	0%	0	0%	0	0%	0	0%	0	0%	0	0%	1	4%
GAY/LESBIAN	0	0%	0	0%	2	7%	0	0%	1	4%	0	0%	1	4%	1	4%	0	0%	5	18%
VETERAN	0	0%	0	0%	0	0%	0	0%	0	0%	0	0%	0	0%	0	0%	0	0%	0	0%

Note: Percentages may not be exact due to rounding.



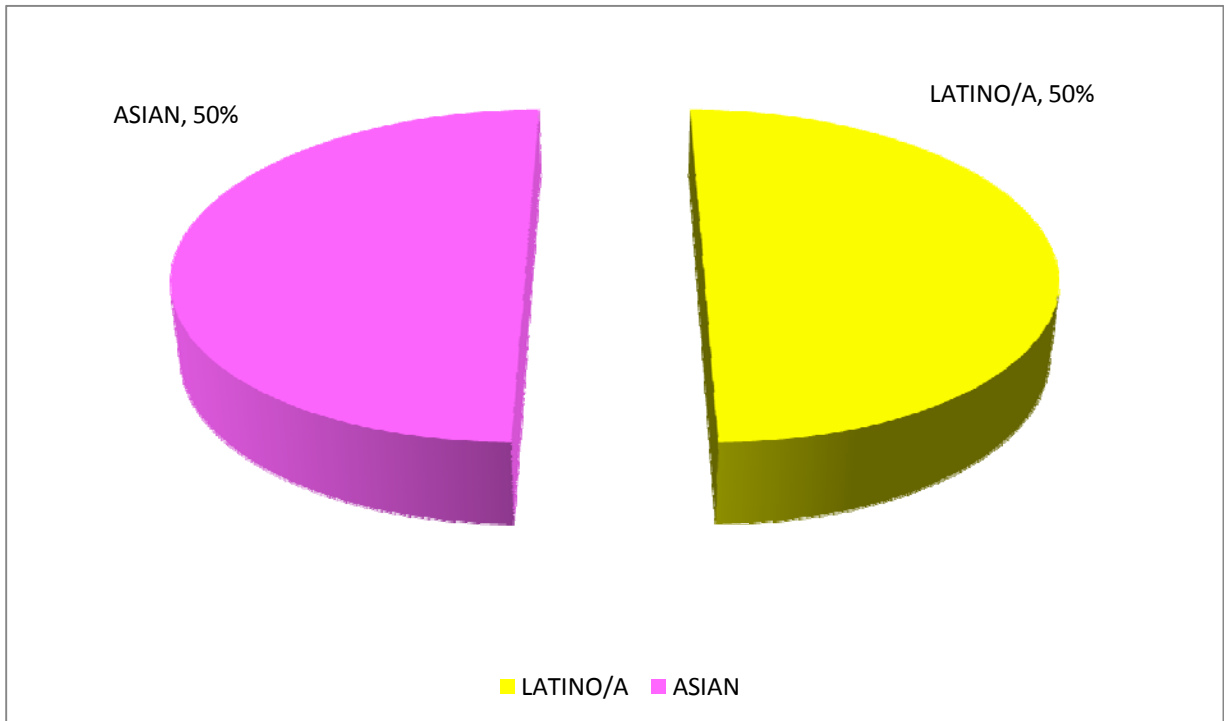
FULL-TIME CATEGORICALLY-FUNDED NEW HIRES

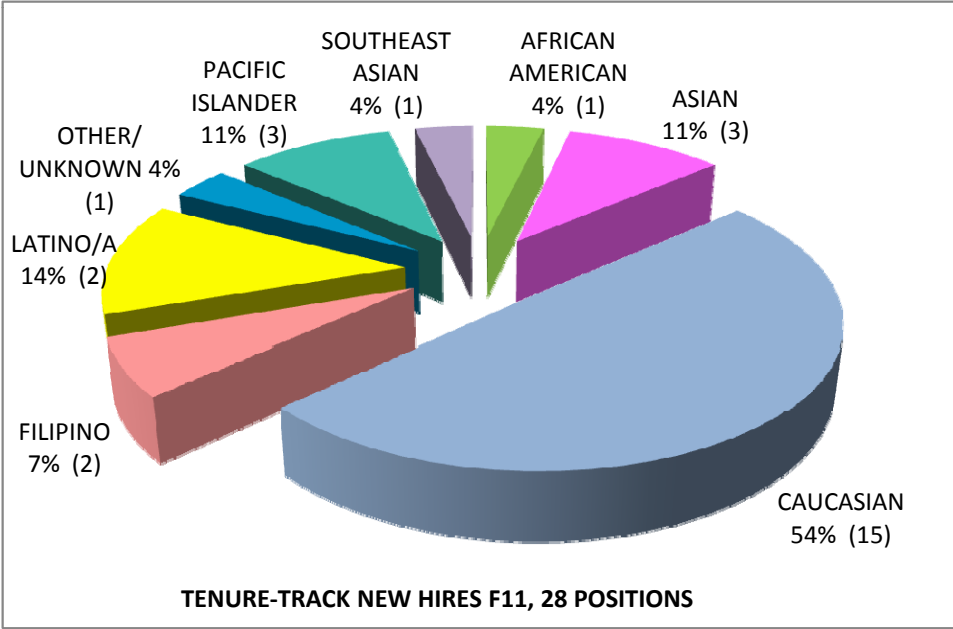
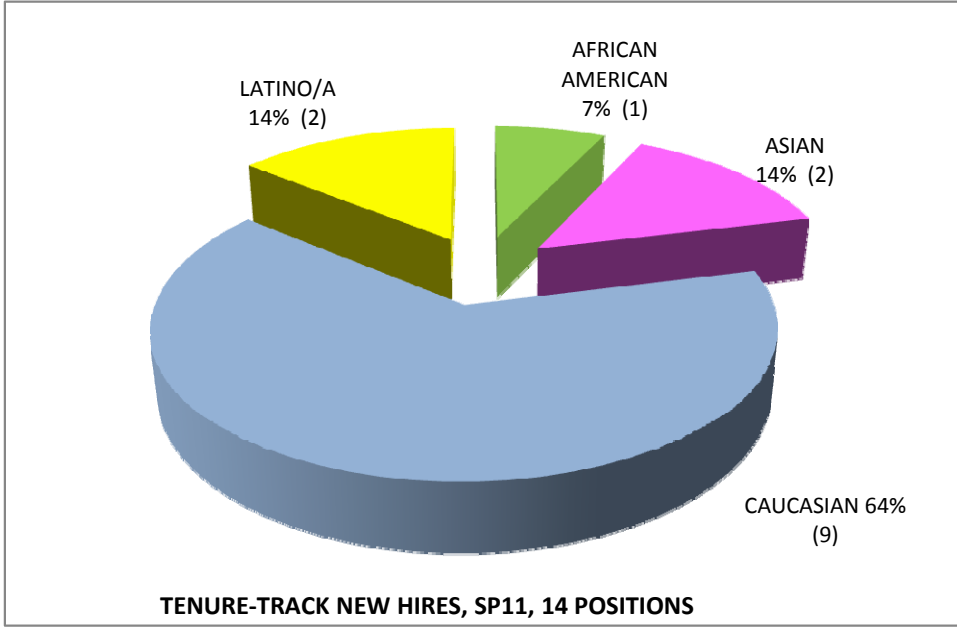
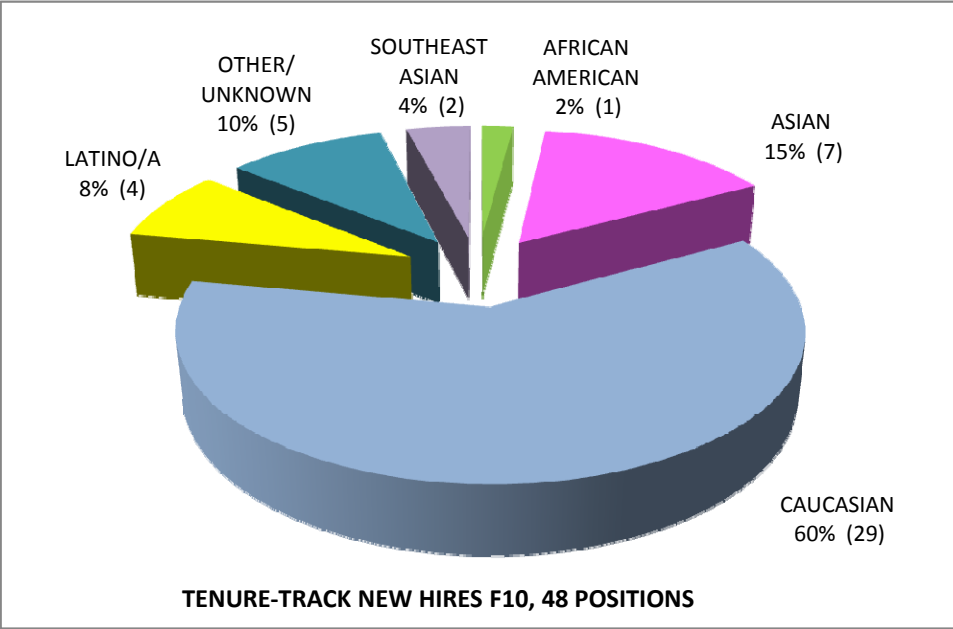
Fall 2011

ETHNICITY / GENDER / AFFIRMATIVE ACTION DATA

	AFRICAN AMERICAN		ASIAN		CAUCASIAN		FILIPINO		LATINO/A		NATIVE AMERICAN		OTHER / UNKNOWN		PACIFIC ISLANDER		SOUTHEAST ASIAN		TOTAL FILLED POSITIONS	
	#	PCT.	#	PCT.	#	PCT.	#	PCT.	#	PCT.	#	PCT.	#	PCT.	#	PCT.	#	PCT.	#	PCT.
FEMALE	0	0%	1	50%	0	0%	0	0%	1	50%	0	0%	0	0%	0	0%	0	0%	2	100%
MALE	0	0%	0	0%	0	0%	0	0%	0	0%	0	0%	0	0%	0	0%	0	0%	0	0%
TOTAL	0	0%	1	50%	0	0%	0	0%	1	50%	0	0%	0	0%	0	0%	0	0%	2	100%
.....																				
DISABLED	0	0%	0	0%	0	0%	0	0%	0	0%	0	0%	0	0%	0	0%	0	0%	0	0%
GAY/LESBIAN	0	0%	0	0%	0	0%	0	0%	0	0%	0	0%	0	0%	0	0%	0	0%	0	0%
VETERAN	0	0%	0	0%	0	0%	0	0%	0	0%	0	0%	0	0%	0	0%	0	0%	0	0%

Note: Percentages may not be exact due to rounding.





Note: Percentages may not be exact due to rounding

**PART-TIME FACULTY NEW HIRES
(FALL 2010, SPRING 2011, & FALL 2011)**

(Pages 13 – 19)

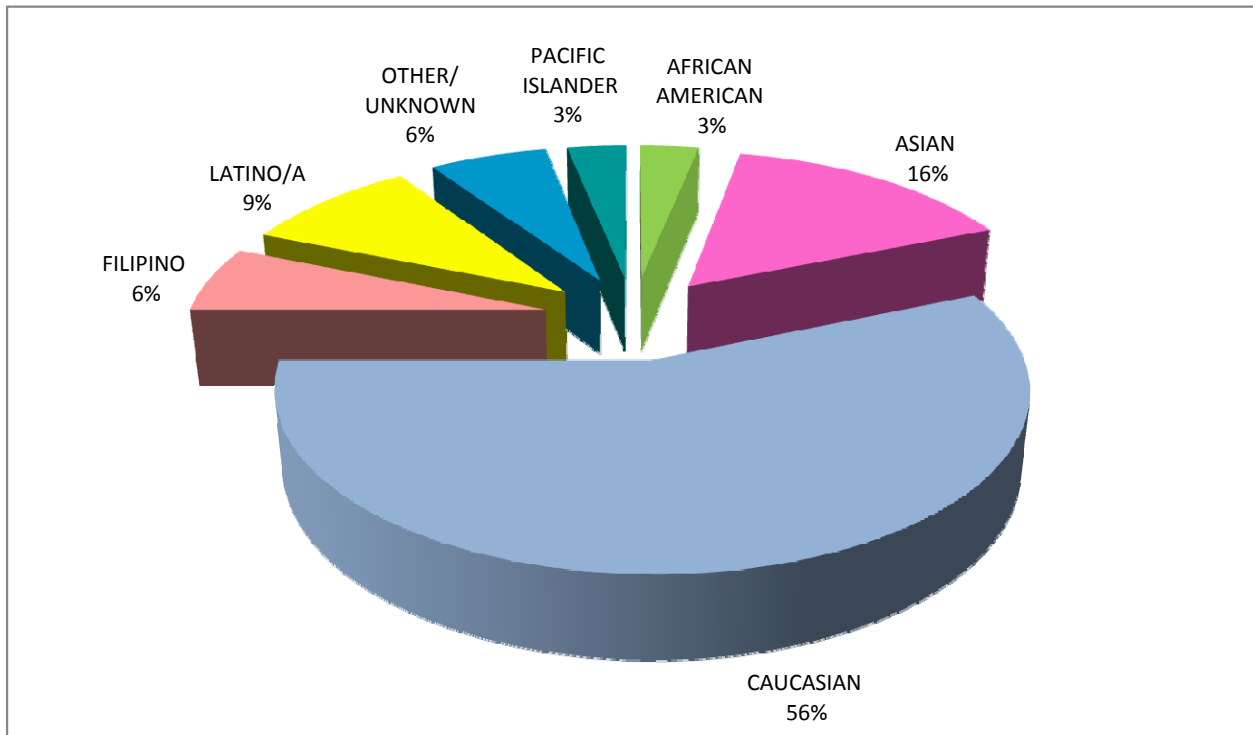
PART-TIME NEW HIRES

Fall 2010

ETHNICITY / GENDER / AFFIRMATIVE ACTION DATA

	AFRICAN AMERICAN		ASIAN		CAUCASIAN		FILIPINO		LATINO/A		NATIVE AMERICAN		OTHER/ UNKNOWN		PACIFIC ISLANDER		SOUTHEAST ASIAN		TOTAL FILLED POSITIONS	
	#	PCT.	#	PCT.	#	PCT.	#	PCT.	#	PCT.	#	PCT.	#	PCT.	#	PCT.	#	PCT.	#	PCT.
FEMALE	1	3%	4	13%	11	34%	2	6%	3	9%	0	0%	2	6%	0	0%	0	0%	23	72%
MALE	0	0%	1	3%	7	22%	0	0%	0	0%	0	0%	0	0%	1	3%	0	0%	9	28%
TOTAL	1	3%	5	16%	18	56%	2	6%	3	9%	0	0%	2	6%	1	3%	0	0%	32	100%
DISABLED	0	0%	0	0%	0	0%	0	0%	0	0%	0	0%	0	0%	0	0%	0	0%	0	0%
GAY/LESBIAN	0	0%	0	0%	3	9%	0	0%	0	0%	0	0%	0	0%	1	3%	0	0%	4	13%
VETERAN	0	0%	0	0%	0	0%	0	0%	0	0%	0	0%	0	0%	0	0%	0	0%	0	0%

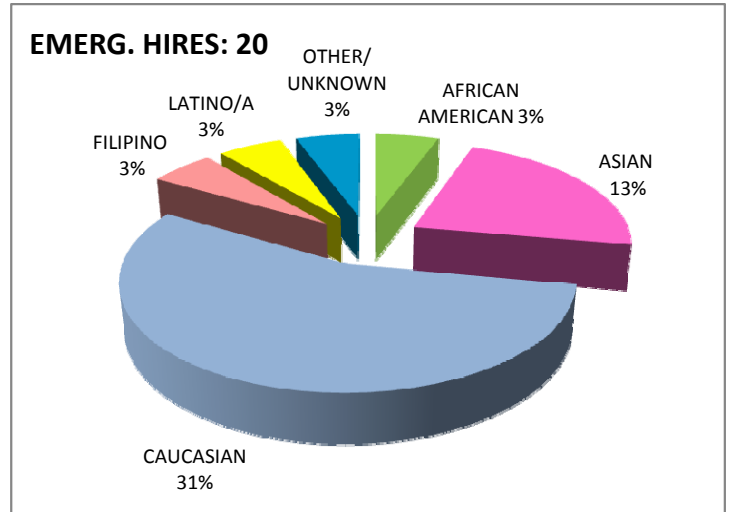
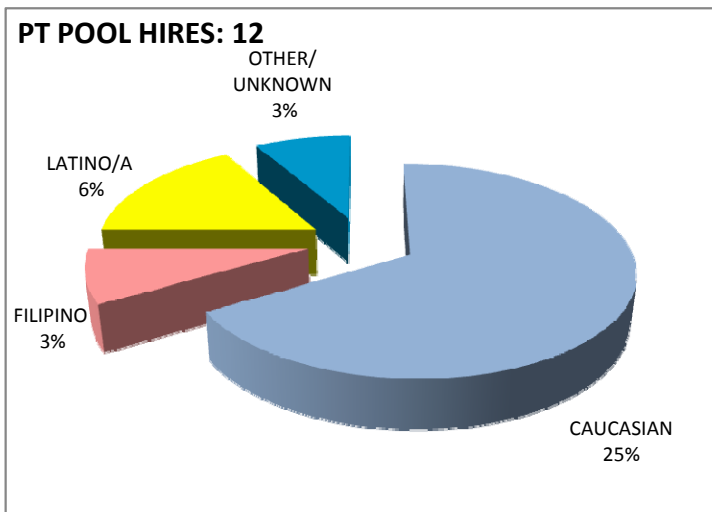
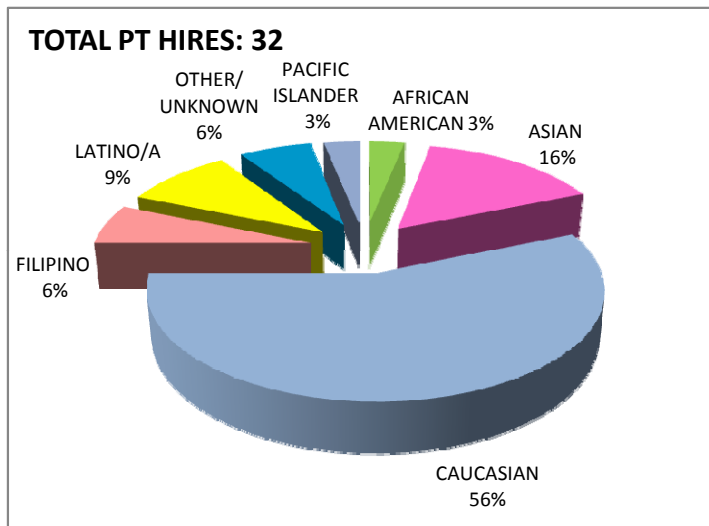
Note: Percentages may not be exact due to rounding.



PT-POOL HIRES vs EMERGENCY HIRES

Fall 2010

	AFRICAN AMERICAN		ASIAN		CAUCASIAN		FILIPINO		LATINO/A		NATIVE AMERICAN		OTHER/ UNKNOWN		PACIFIC ISLANDER		SOUTHEAST ASIAN		TOTAL FILLED POSITIONS			
	#	%	#	%	#	%	#	%	#	%	#	%	#	%	#	%	#	%	#	%		
TOTAL HIRES																						
FEMALE	1	3%	4	13%	11	34%	2	6%	3	9%	0	0%	2	6%	0	0%	0	0%	0	0%	23	72%
MALE	0	0%	1	3%	7	22%	0	0%	0	0%	0	0%	0	0%	1	3%	0	0%	0	0%	9	28%
TOTAL	1	3%	5	16%	18	56%	2	6%	3	9%	0	0%	2	6%	1	3%	0	0%	32	100%		
POOL HIRES	#	%	#	%	#	%	#	%	#	%	#	%	#	%	#	%	#	%	#	%	#	%TOT *
FEMALE	0	0%	0	0%	3	9%	1	3%	2	6%	0	0%	1	3%	0	0%	0	0%	0	0%	7	22%
MALE	0	0%	0	0%	5	16%	0	0%	0	0%	0	0%	0	0%	0	0%	0	0%	0	0%	5	16%
TOTAL	0	0%	0	0%	8	25%	1	3%	2	6%	0	0%	1	3%	0	0%	0	0%	0	0%	12	38%
EMERG. HIRES	#	%	#	%	#	%	#	%	#	%	#	%	#	%	#	%	#	%	#	%	#	%
FEMALE	1	3%	4	13%	8	25%	1	3%	1	3%	0	0%	1	3%	0	0%	0	0%	0	0%	16	50%
MALE	0	0%	1	3%	2	6%	0	0%	0	0%	0	0%	0	0%	1	3%	0	0%	0	0%	4	13%
TOTAL	1	3%	5	16%	10	31%	1	3%	1	3%	0	0%	1	3%	1	3%	0	0%	20	63%		



* As a percentage of total positions filled
SFCCD-HR

Note: Percentages may not be exact due to rounding.

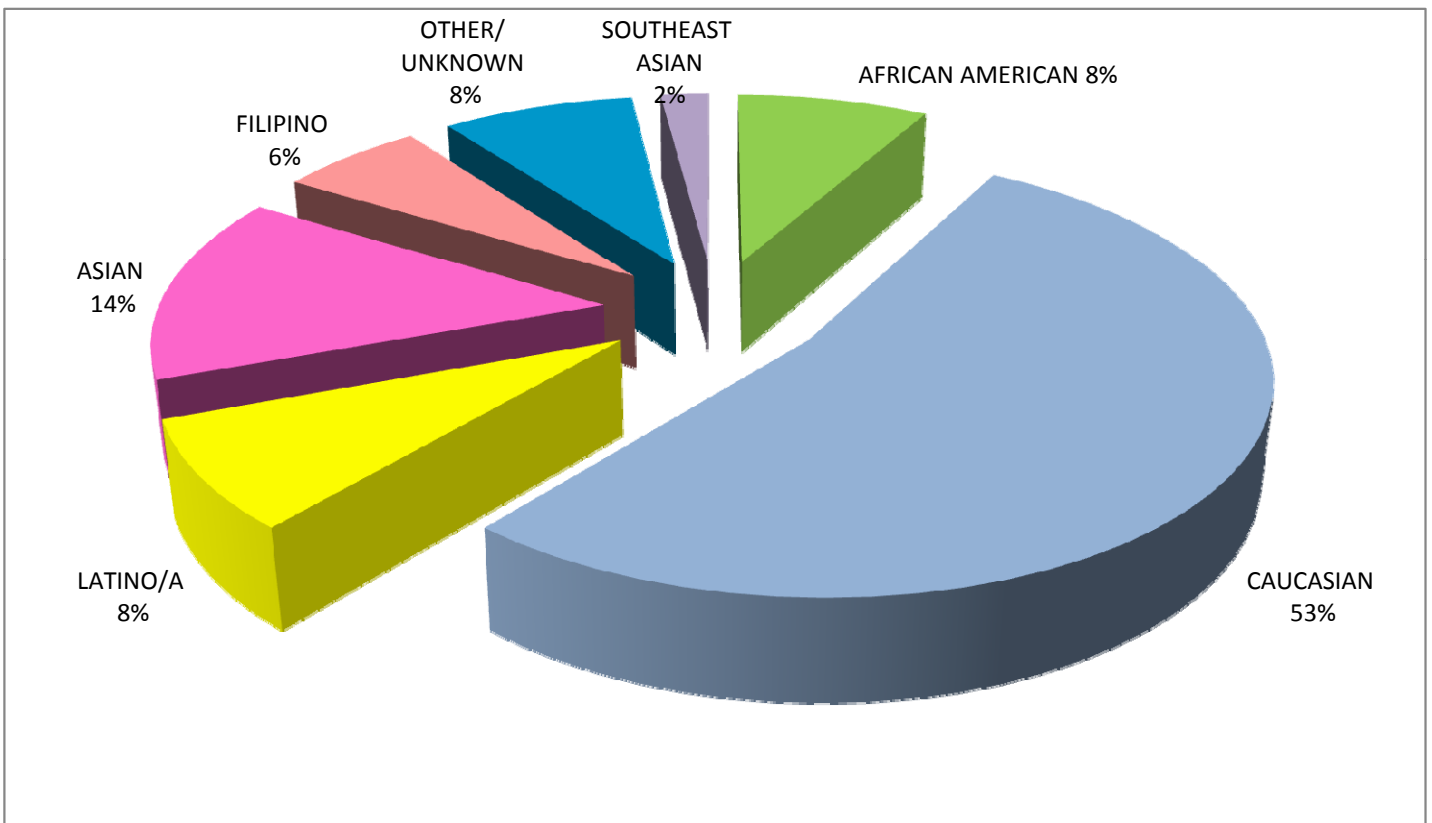
PART-TIME NEW HIRES

Spring 2011

ETHNICITY / GENDER / AFFIRMATIVE ACTION DATA

	AFRICAN AMERICAN		ASIAN		CAUCASIAN		FILIPINO		LATINO/A		NATIVE AMERICAN		OTHER/ UNKNOWN		PACIFIC ISLANDER		SOUTHEAST ASIAN		TOTAL FILLED POSITIONS	
	#	PCT.	#	PCT.	#	PCT.	#	PCT.	#	PCT.	#	PCT.	#	PCT.	#	PCT.	#	PCT.	#	PCT.
FEMALE	2	4%	6	12%	12	24%	1	2%	3	6%	0	0%	1	2%	0	0%	0	0%	25	51%
MALE	2	4%	1	2%	14	29%	2	4%	1	2%	0	0%	3	6%	0	0%	1	2%	24	49%
TOTAL	4	8%	7	14%	26	53%	3	6%	4	8%	0	0%	4	8%	0	0%	1	2%	49	100%
DISABLED	0	0%	0	0%	0	0%	0	0%	0	0%	0	0%	0	0%	0	0%	0	0%	0	0%
GAY/LESBIAN	0	0%	0	0%	0	0%	0	0%	0	0%	0	0%	1	2%	0	0%	0	0%	1	2%
VETERAN	0	0%	0	0%	0	0%	0	0%	0	0%	0	0%	0	0%	0	0%	0	0%	0	0%

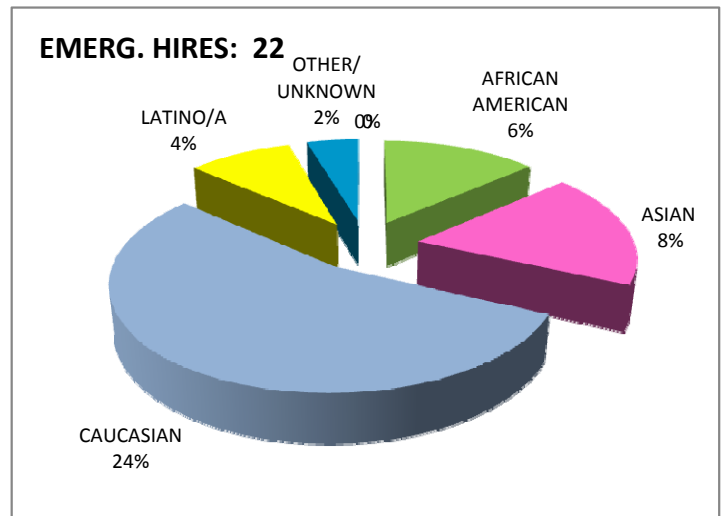
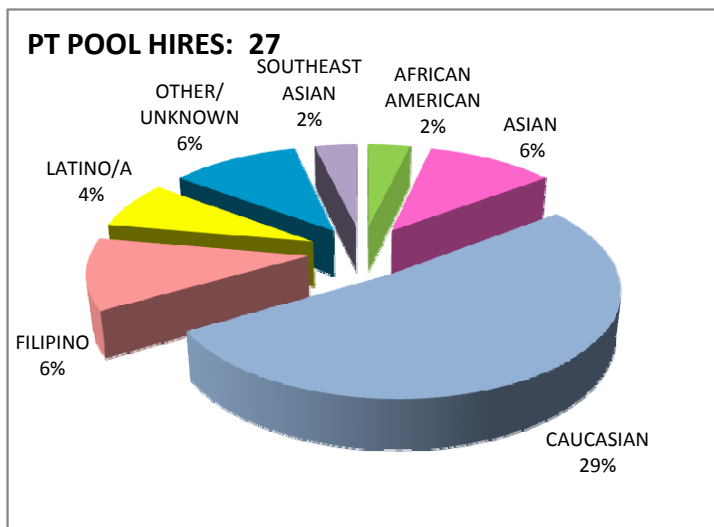
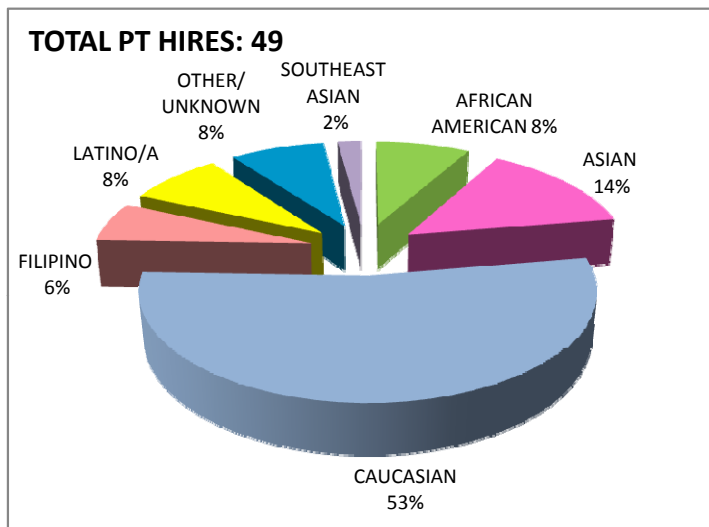
Note: Percentages may not be exact due to rounding.



PT-POOL HIRES vs EMERGENCY HIRES

Spring 2011

	AFRICAN AMERICAN		ASIAN		CAUCASIAN		FILIPINO		LATINO/A		NATIVE AMERICAN		OTHER/ UNKNOWN		PACIFIC ISLANDER		SOUTHEAST ASIAN		TOTAL FILLED POSITIONS		
	#	%	#	%	#	%	#	%	#	%	#	%	#	%	#	%	#	%	#	%	
TOTAL HIRES																					
FEMALE	2	4%	6	12%	12	24%	1	2%	3	6%	0	0%	1	2%	0	0%	0	0%	25	51%	
MALE	2	4%	1	2%	14	29%	2	4%	1	2%	0	0%	3	6%	0	0%	1	2%	24	49%	
TOTAL	4	8%	7	14%	26	53%	3	6%	4	8%	0	0%	4	8%	0	0%	1	2%	49	100%	
POOL HIRES	#	%	#	%	#	%	#	%	#	%	#	%	#	%	#	%	#	%	#	%TOT *	
FEMALE	0	0%	2	0%	9	18%	1	2%	1	2%	0	0%	1	2%	0	0%	0	0%	14	29%	
MALE	1	0%	1	0%	5	10%	2	4%	1	2%	0	0%	2	4%	0	0%	1	2%	13	27%	
TOTAL	1	2%	3	6%	14	29%	3	6%	2	4%	0	0%	3	6%	0	0%	1	2%	27	55%	
EMERG. HIRES	#	%	#	%	#	%	#	%	#	%	#	%	#	%	#	%	#	%	#	%	
FEMALE	2	4%	4	8%	3	6%	0	0%	2	4%	0	0%	0	0%	0	0%	0	0%	11	22%	
MALE	1	2%	0	0%	9	18%	0	0%	0	0%	0	0%	1	2%	0	0%	0	0%	11	22%	
TOTAL	3	6%	4	8%	12	24%	0	0%	2	4%	0	0%	1	2%	0	0%	0	0%	22	45%	



* As a percentage of total positions filled

Note: Percentages may not be exact due to rounding.

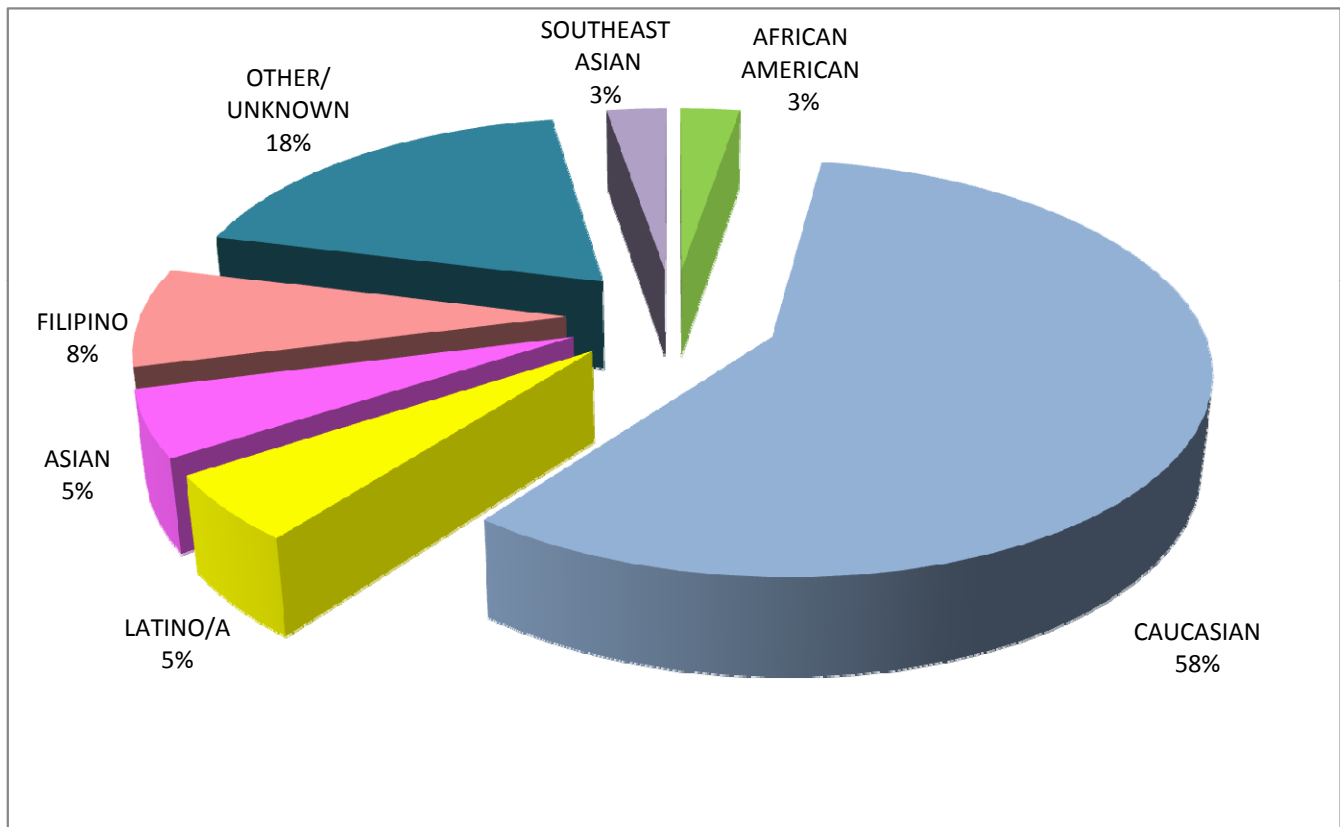
PART-TIME NEW HIRES

Fall 2011

ETHNICITY / GENDER / AFFIRMATIVE ACTION DATA

	AFRICAN AMERICAN		ASIAN		CAUCASIAN		FILIPINO		LATINO/A		NATIVE AMERICAN		OTHER/ UNKNOWN		PACIFIC ISLANDER		SOUTHEAST ASIAN		TOTAL FILLED POSITIONS	
	#	PCT.	#	PCT.	#	PCT.	#	PCT.	#	PCT.	#	PCT.	#	PCT.	#	PCT.	#	PCT.	#	PCT.
FEMALE	0	0%	2	5%	11	29%	2	5%	0	0%	0	0%	2	5%	0	0%	1	3%	18	47%
MALE	1	3%	0	0%	11	29%	1	3%	2	5%	0	0%	5	13%	0	0%	0	0%	20	53%
TOTAL	1	3%	2	5%	22	58%	3	8%	2	5%	0	0%	7	18%	0	0%	1	3%	38	100%
DISABLED	0	0%	1	3%	0	0%	0	0%	0	0%	0	0%	0	0%	0	0%	0	0%	1	3%
GAY/LESBIAN	0	0%	0	0%	2	5%	0	0%	0	0%	0	0%	3	8%	0	0%	0	0%	5	13%
VETERAN	0	0%	0	0%	1	3%	0	0%	0	0%	0	0%	0	0%	0	0%	0	0%	1	3%

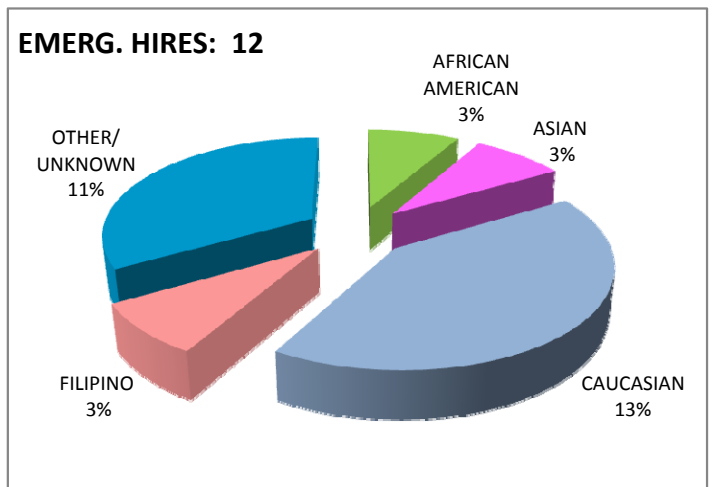
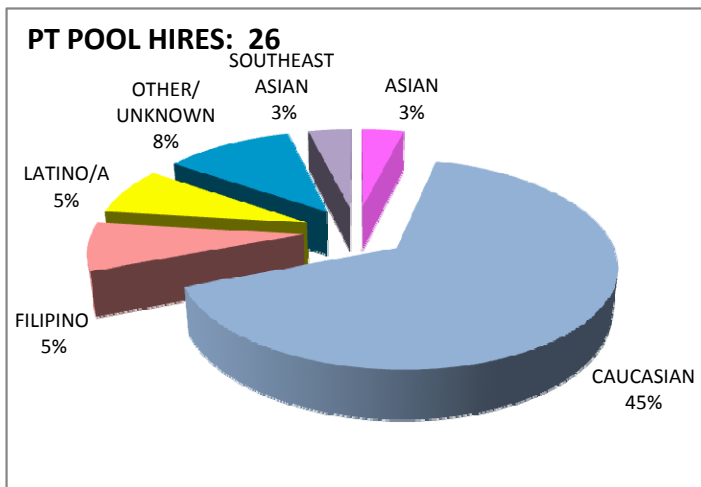
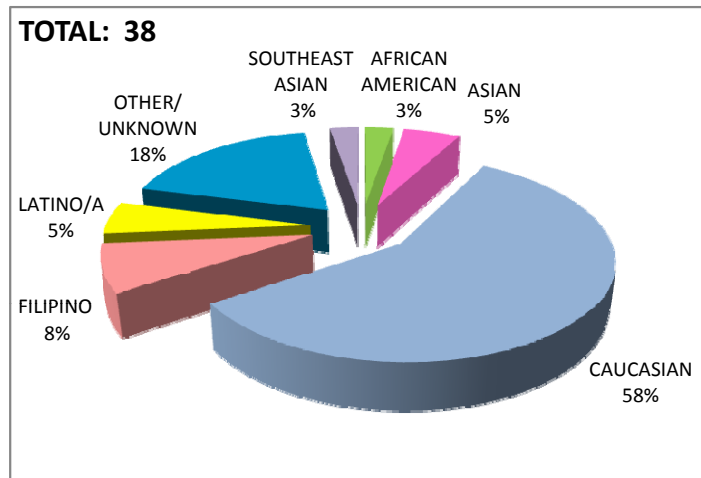
Note: Percentages may not be exact due to rounding.



PT-POOL HIRES vs EMERGENCY HIRES

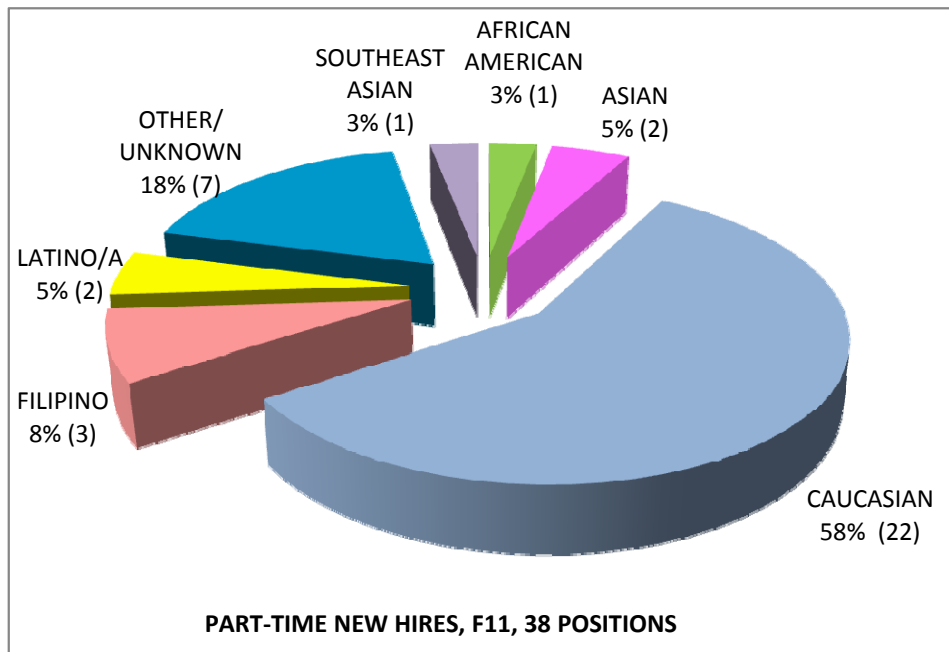
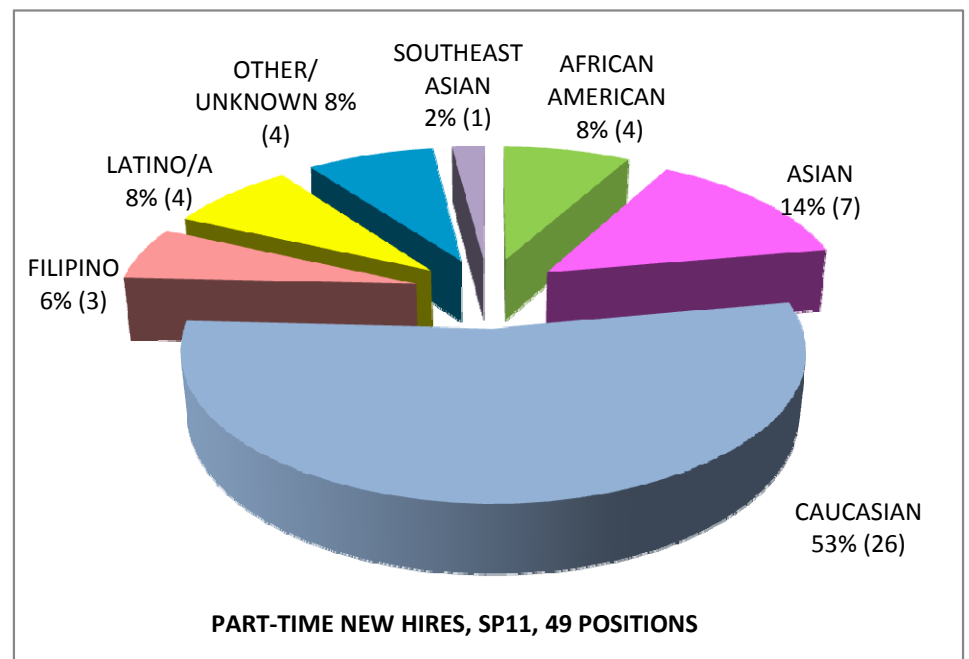
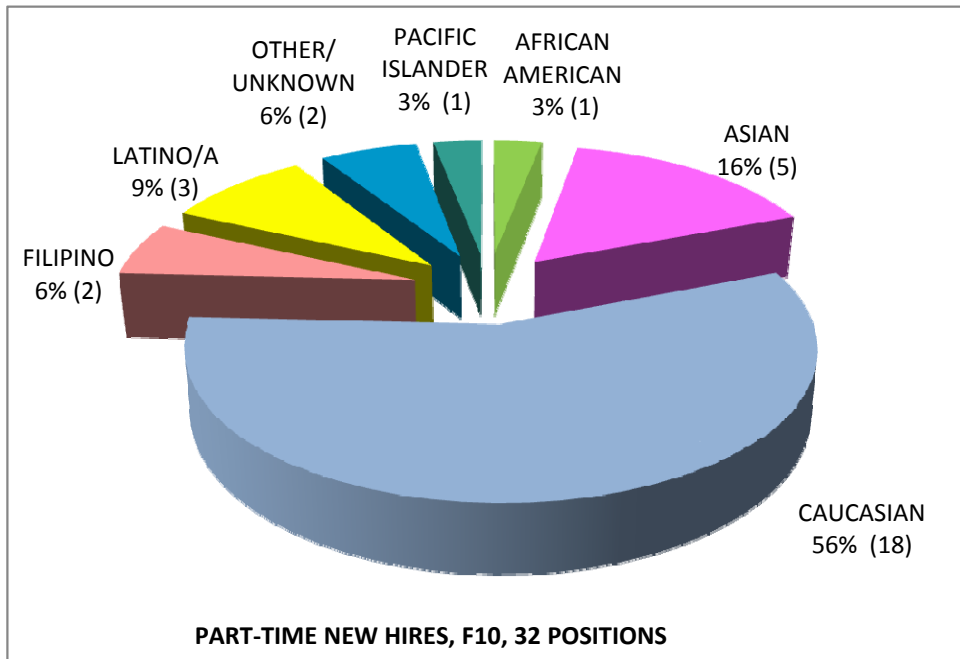
Fall 2011

	AFRICAN AMERICAN		ASIAN		CAUCASIAN		FILIPINO		LATINO/A		NATIVE AMERICAN		OTHER/ UNKNOWN		PACIFIC ISLANDER		SOUTHEAST ASIAN		TOTAL FILLED POSITIONS			
	#	%	#	%	#	%	#	%	#	%	#	%	#	%	#	%	#	%	#	%		
TOTAL HIRES																						
FEMALE	0	0%	2	5%	11	29%	2	5%	0	0%	0	0%	2	5%	0	0%	1	3%	18	47%		
MALE	1	3%	0	0%	11	29%	1	3%	2	5%	0	0%	5	13%	0	0%	0	0%	20	53%		
TOTAL	1	3%	2	5%	22	58%	3	8%	2	5%	0	0%	7	18%	0	0%	1	3%	38	100%		
POOL HIRES	#	%	#	%	#	%	#	%	#	%	#	%	#	%	#	%	#	%	#	%	#	%TOT *
FEMALE	0	0%	1	0%	7	18%	2	5%	0	0%	0	0%	1	3%	0	0%	1	3%	12	32%		
MALE	0	0%	0	0%	10	26%	0	0%	2	5%	0	0%	2	5%	0	0%	0	0%	14	37%		
TOTAL	0	0%	1	3%	17	45%	2	5%	2	5%	0	0%	3	8%	0	0%	1	3%	26	68%		
EMERG. HIRES	#	%	#	%	#	%	#	%	#	%	#	%	#	%	#	%	#	%	#	%	#	%
FEMALE	0	0%	1	3%	4	11%	0	0%	0	0%	0	0%	1	3%	0	0%	0	0%	6	16%		
MALE	1	3%	0	0%	1	3%	1	3%	0	0%	0	0%	3	8%	0	0%	0	0%	6	16%		
TOTAL	1	3%	1	3%	5	13%	1	3%	0	0%	0	0%	4	11%	0	0%	0	0%	12	32%		



* As a percentage of total positions filled

Note: Percentages may not be exact due to rounding.



Note: Percentages may not be exact due to rounding

**CLASSIFIED NEW HIRES
(FALL 2010, SPRING 2011, & FALL 2011)**

(Pages 20 – 29)

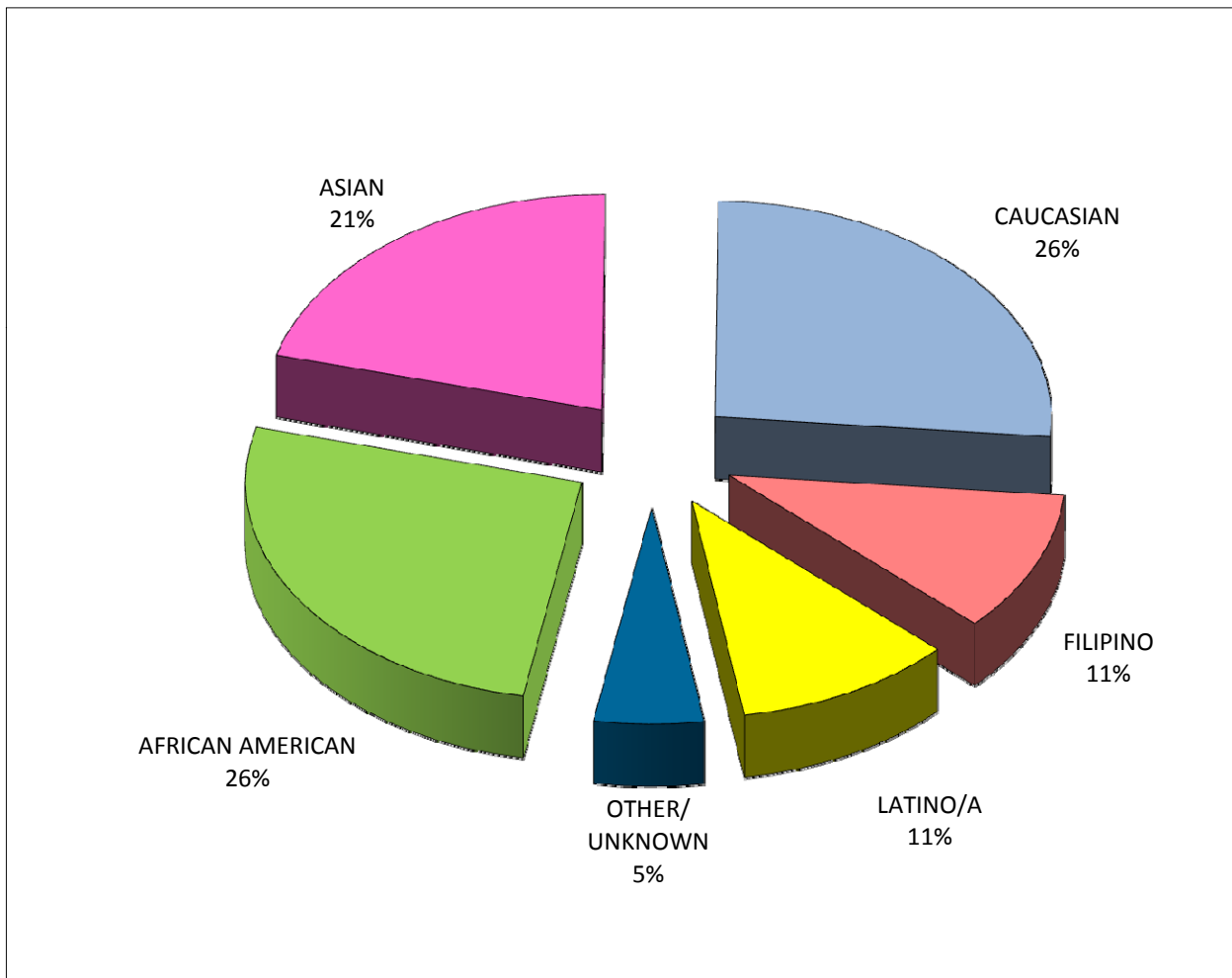
FULL-TIME CLASSIFIED NEW HIRES

(July 1, 2010 to June 30, 2011)

ETHNIC / GENDER / AFFIRMATIVE ACTION DATA

	AFRICAN AMERICAN		ASIAN		CAUCASIAN		FILIPINO		LATINO/A		NATIVE AMERICAN		OTHER/ UNKNOWN		PACIFIC ISLANDER		SOUTHEAST ASIAN		TOTAL FILLED POSITIONS	
	#	PCT.	#	PCT.	#	PCT.	#	PCT.	#	PCT.	#	PCT.	#	PCT.	#	PCT.	#	PCT.	#	PCT.
FEMALE	3	16%	2	11%	1	5%	1	5%	1	5%	0	0%	0	0%	0	0%	0	0%	8	42%
MALE	2	11%	2	11%	4	21%	1	5%	1	5%	0	0%	1	5%	0	0%	0	0%	11	58%
TOTAL	5	26%	4	21%	5	26%	2	11%	2	11%	0	0%	1	5%	0	0%	0	0%	19	100%
DISABLED	0	0%	0	0%	0	0%	0	0%	0	0%	0	0%	0	0%	0	0%	0	0%	0	0%
VETERAN	0	0%	0	0%	0	0%	0	0%	0	0%	0	0%	0	0%	0	0%	0	0%	0	0%
GAY/LESBIAN	0	0%	0	0%	0	0%	0	0%	0	0%	0	0%	0	0%	0	0%	0	0%	0	0%

Note: Percentages may not be exact due to rounding.



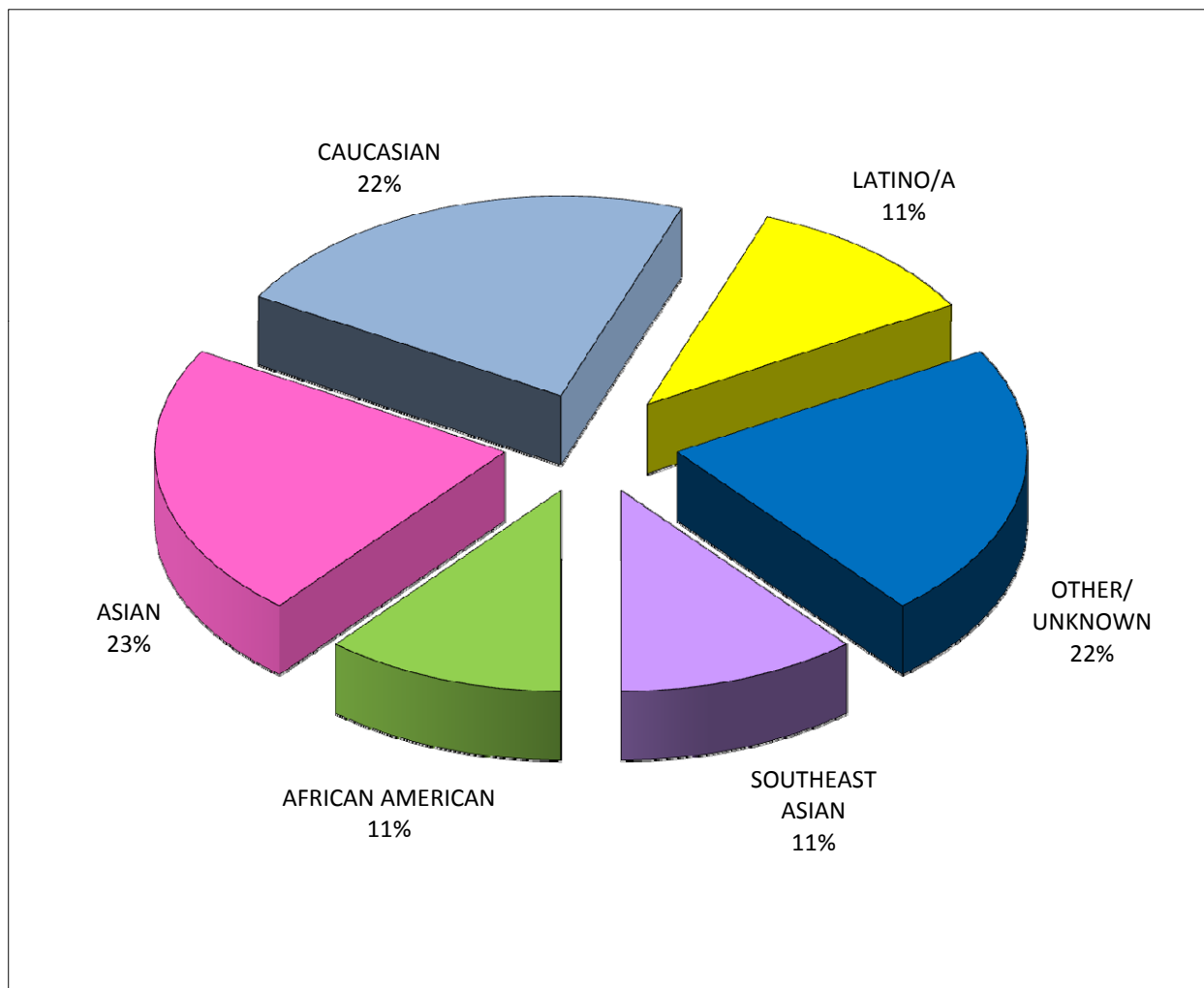
PART-TIME CLASSIFIED NEW HIRES

(July 1, 2010 to June 30, 2011)

ETHNIC / GENDER / AFFIRMATIVE ACTION DATA

	AFRICAN AMERICAN		ASIAN		CAUCASIAN		FILIPINO		LATINO/A		NATIVE AMERICAN		OTHER/ UNKNOWN		PACIFIC ISLANDER		SOUTHEAST ASIAN		TOTAL FILLED POSITIONS	
	#	PCT.	#	PCT.	#	PCT.	#	PCT.	#	PCT.	#	PCT.	#	PCT.	#	PCT.	#	PCT.	#	PCT.
FEMALE	1	11%	1	11%	1	11%	0	0%	0	0%	0	0%	1	11%	0	0%	1	11%	5	56%
MALE	0	0%	1	11%	1	11%	0	0%	1	11%	0	0%	1	11%	0	0%	0	0%	4	44%
TOTAL	1	11%	2	22%	2	22%	0	0%	1	11%	0	0%	2	22%	0	0%	1	11%	9	100%
DISABLED	0	0%	0	0%	0	0%	0	0%	0	0%	0	0%	0	0%	0	0%	0	0%	0	0%
VETERAN	0	0%	0	0%	0	0%	0	0%	0	0%	0	0%	0	0%	0	0%	0	0%	0	0%
GAY/LESBIAN	0	0%	0	0%	0	0%	0	0%	0	0%	0	0%	0	0%	0	0%	0	0%	0	0%

Note: Percentages may not be exact due to rounding.



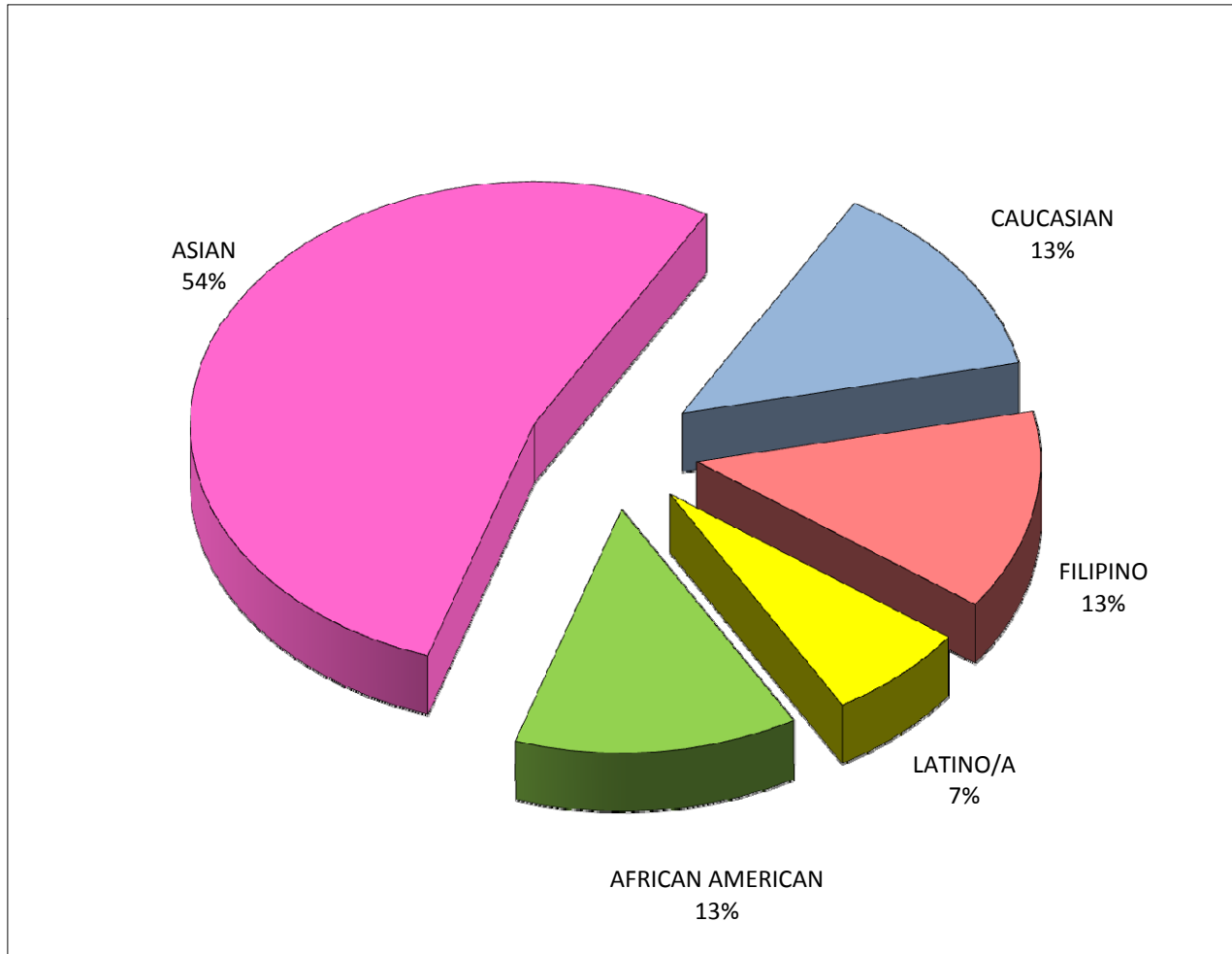
FULL-TIME CLASSIFIED POSITION MOVEMENT

(July 1, 2010 to June 30, 2011)

ETHNIC / GENDER / AFFIRMATIVE ACTION DATA

	AFRICAN AMERICAN		ASIAN		CAUCASIAN		FILIPINO		LATINO/A		NATIVE AMERICAN		OTHER/ UNKNOWN		PACIFIC ISLANDER		SOUTHEAST ASIAN		TOTAL FILLED POSITIONS	
	#	PCT.	#	PCT.	#	PCT.	#	PCT.	#	PCT.	#	PCT.	#	PCT.	#	PCT.	#	PCT.	#	PCT.
FEMALE	2	13%	7	47%	1	7%	1	7%	1	7%	0	0%	0	0%	0	0%	0	0%	12	80%
MALE	0	0%	1	7%	1	7%	1	7%	0	0%	0	0%	0	0%	0	0%	0	0%	3	20%
TOTAL	2	13%	8	53%	2	13%	2	13%	1	7%	0	0%	0	0%	0	0%	0	0%	15	100%
DISABLED	1	7%	0	0%	0	0%	0	0%	0	0%	0	0%	0	0%	0	0%	0	0%	1	7%
VETERAN	0	0%	0	0%	0	0%	0	0%	0	0%	0	0%	0	0%	0	0%	0	0%	0	0%
GAY/LESBIAN	0	0%	0	0%	1	7%	0	0%	0	0%	0	0%	0	0%	0	0%	0	0%	1	7%

Note: Percentages may not be exact due to rounding.



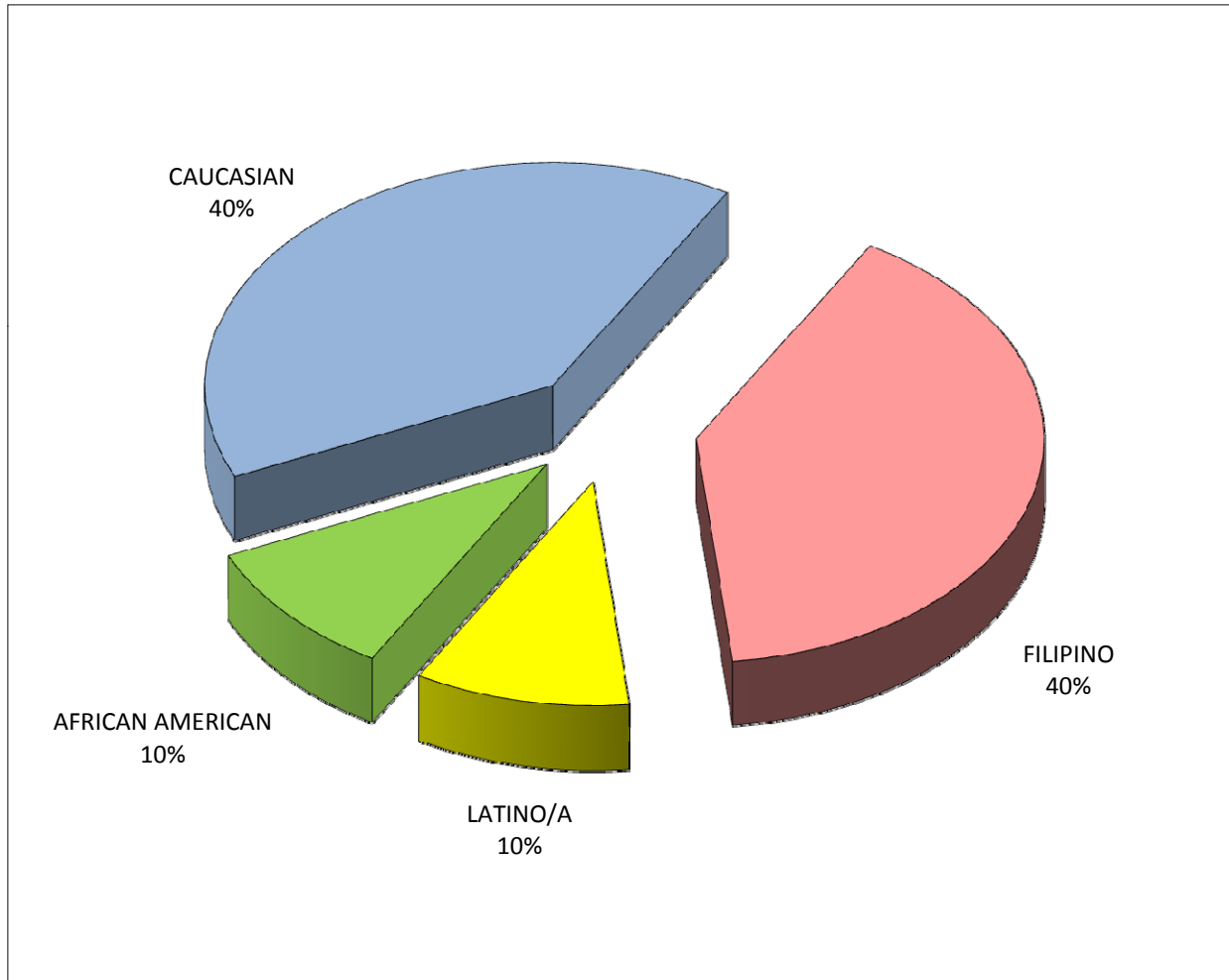
PART-TIME CLASSIFIED POSITION MOVEMENT

(July 1, 2010 to June 30, 2011)

ETHNIC / GENDER / AFFIRMATIVE ACTION DATA

	AFRICAN AMERICAN		ASIAN		CAUCASIAN		FILIPINO		LATINO/A		NATIVE AMERICAN		OTHER/ UNKNOWN		PACIFIC ISLANDER		SOUTHEAST ASIAN		TOTAL FILLED POSITIONS	
	#	PCT.	#	PCT.	#	PCT.	#	PCT.	#	PCT.	#	PCT.	#	PCT.	#	PCT.	#	PCT.	#	PCT.
FEMALE	0	0%	0	0%	3	30%	3	30%	1	10%	0	0%	0	0%	0	0%	0	0%	7	70%
MALE	1	10%	0	0%	1	10%	1	10%	0	0%	0	0%	0	0%	0	0%	0	0%	3	30%
TOTAL	1	10%	0	0%	4	40%	4	40%	1	10%	0	0%	0	0%	0	0%	0	0%	10	100%
DISABLED	0	0%	0	0%	0	0%	0	0%	0	0%	0	0%	0	0%	0	0%	0	0%	0	0%
VETERAN	0	0%	0	0%	0	0%	0	0%	0	0%	0	0%	0	0%	0	0%	0	0%	0	0%
GAY/LESBIAN	0	0%	0	0%	0	0%	0	0%	0	0%	0	0%	0	0%	0	0%	0	0%	0	0%

Note: Percentages may not be exact due to rounding.



CLASSIFIED HIRING SALARY

(July 1, 2011 to Current)

New Hires: 31

Full-Time 17

Part-Time 14

Position Movement*: 8

Full-Time 5

Part-Time 3

* Reflects promotions and changes in job classifications including, but not limited to, Civil Service status change and expired limited tenure appointments.

* Data does not include 9910 - Calworks Program
Total of 9910 = 32

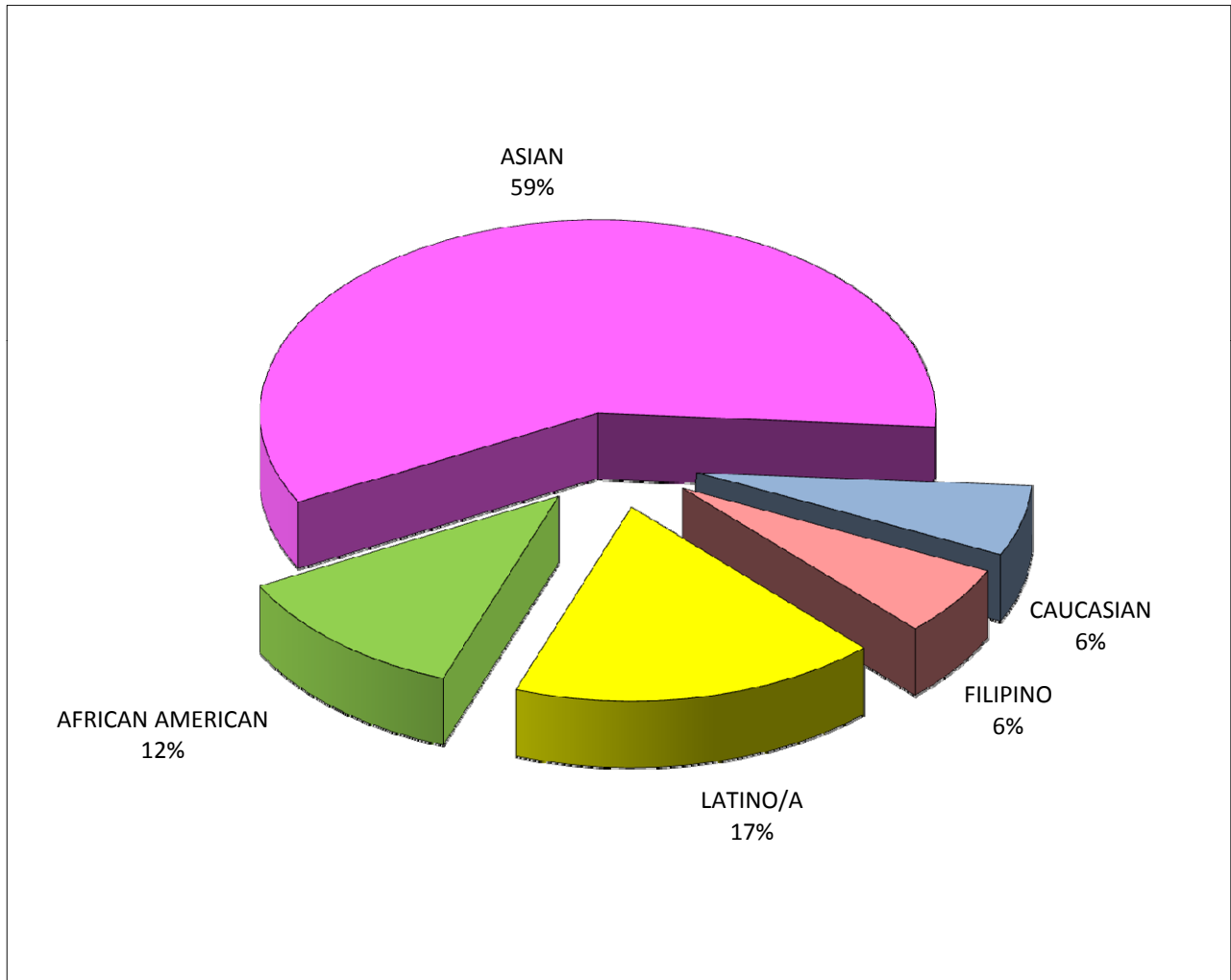
FULL-TIME CLASSIFIED NEW HIRES

(July 1, 2011 to Current)

ETHNIC / GENDER / AFFIRMATIVE ACTION DATA

	AFRICAN AMERICAN		ASIAN		CAUCASIAN		FILIPINO		LATINO/A		NATIVE AMERICAN		OTHER/ UNKNOWN		PACIFIC ISLANDER		SOUTHEAST ASIAN		TOTAL FILLED POSITIONS	
	#	PCT.	#	PCT.	#	PCT.	#	PCT.	#	PCT.	#	PCT.	#	PCT.	#	PCT.	#	PCT.	#	PCT.
FEMALE	1	6%	6	35%	0	0%	1	6%	0	0%	0	0%	0	0%	0	0%	0	0%	8	47%
MALE	1	6%	4	24%	1	6%	0	0%	3	18%	0	0%	0	0%	0	0%	0	0%	9	53%
TOTAL	2	12%	10	59%	1	6%	1	6%	3	18%	0	0%	0	0%	0	0%	0	0%	17	100%
DISABLED	0	0%	0	0%	0	0%	0	0%	0	0%	0	0%	0	0%	0	0%	0	0%	0	0%
VETERAN	0	0%	0	0%	0	0%	0	0%	0	0%	0	0%	0	0%	0	0%	0	0%	0	0%
GAY/LESBIA	0	0%	0	0%	0	0%	0	0%	0	0%	0	0%	0	0%	0	0%	0	0%	0	0%

Note: Percentages may not be exact due to rounding.



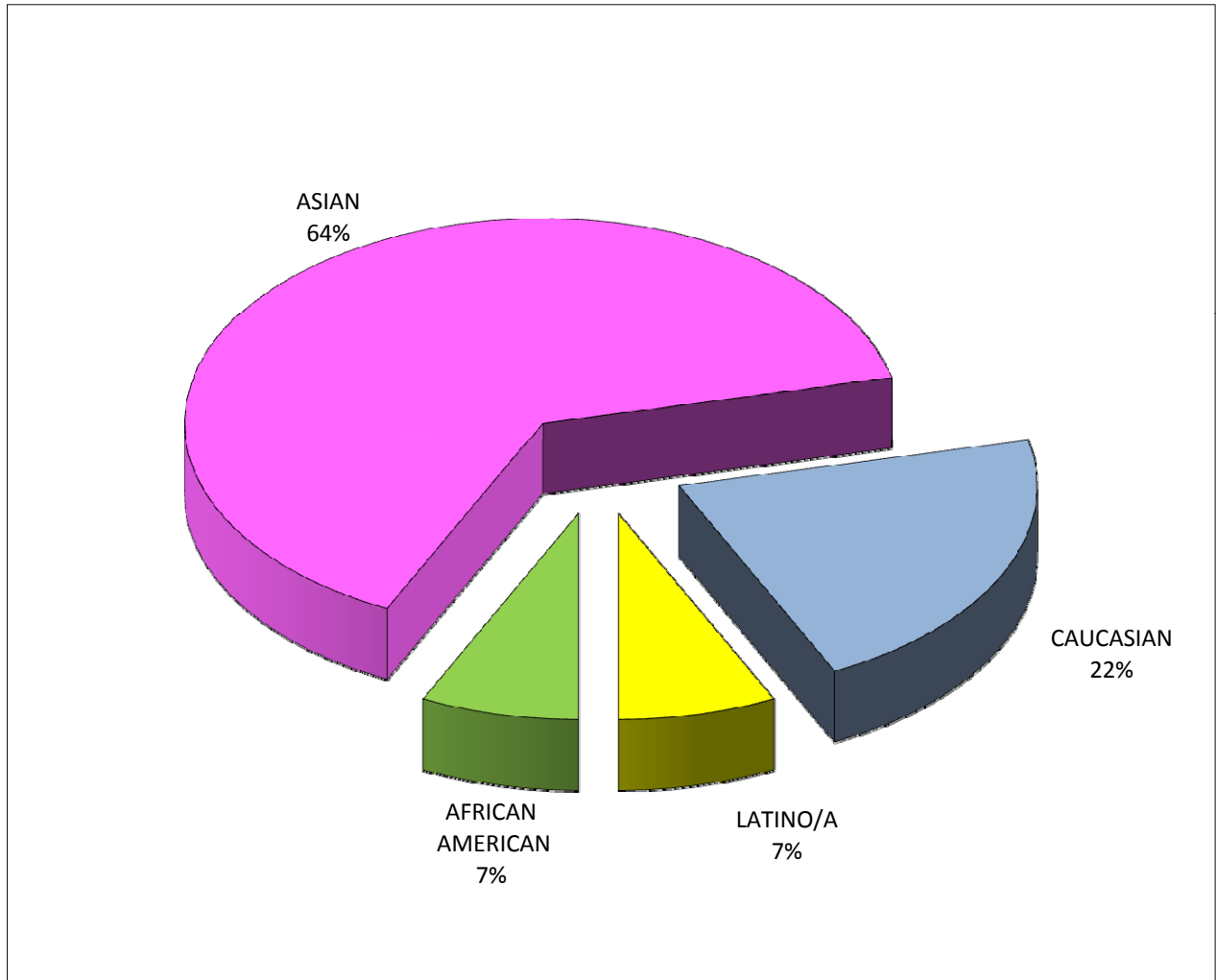
PART-TIME CLASSIFIED NEW HIRES

(July 1, 2011 to Current)

ETHNIC / GENDER / AFFIRMATIVE ACTION DATA

	AFRICAN AMERICAN		ASIAN		CAUCASIAN		FILIPINO		LATINO/A		NATIVE AMERICAN		OTHER/ UNKNOWN		PACIFIC ISLANDER		SOUTHEAST ASIAN		TOTAL FILLED POSITIONS	
	#	PCT.	#	PCT.	#	PCT.	#	PCT.	#	PCT.	#	PCT.	#	PCT.	#	PCT.	#	PCT.	#	PCT.
FEMALE	1	7%	4	29%	2	14%	0	0%	0	0%	0	0%	0	0%	0	0%	0	0%	7	50%
MALE	0	0%	5	36%	1	7%	0	0%	1	7%	0	0%	0	0%	0	0%	0	0%	7	50%
TOTAL	1	7%	9	64%	3	21%	0	0%	1	7%	0	0%	0	0%	0	0%	0	0%	14	100%
DISABLED	0	0%	0	0%	0	0%	0	0%	0	0%	0	0%	0	0%	0	0%	0	0%	0	0%
VETERAN	0	0%	0	0%	0	0%	0	0%	0	0%	0	0%	0	0%	0	0%	0	0%	0	0%
GAY/LESBIA	0	0%	0	0%	0	0%	0	0%	0	0%	0	0%	0	0%	0	0%	0	0%	0	0%

Note: Percentages may not be exact due to rounding.



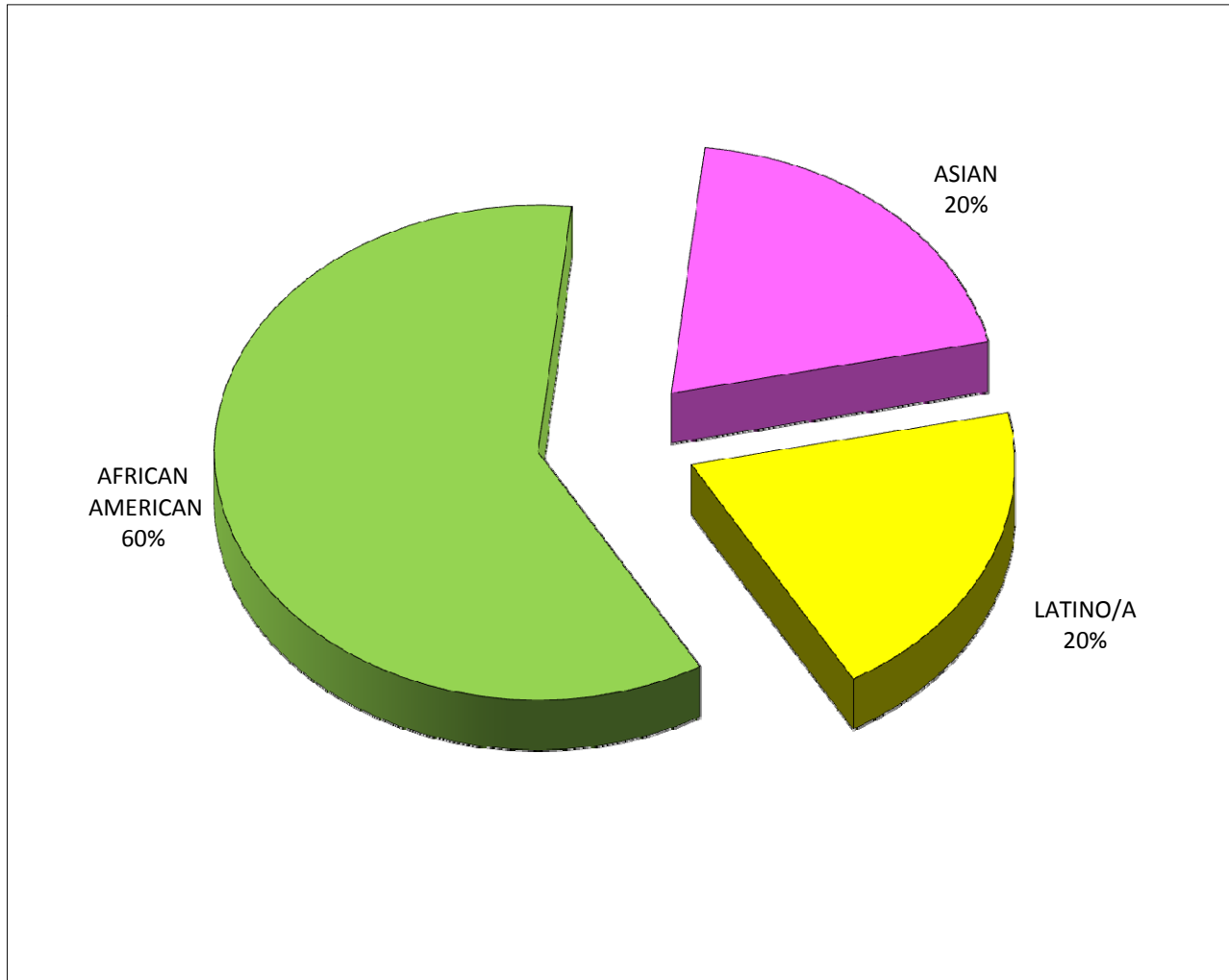
FULL-TIME CLASSIFIED POSITION MOVEMENT

(July 1, 2011 to Current)

ETHNIC / GENDER / AFFIRMATIVE ACTION DATA

	AFRICAN AMERICAN		ASIAN		CAUCASIAN		FILIPINO		LATINO/A		NATIVE AMERICAN		OTHER/ UNKNOWN		PACIFIC ISLANDER		SOUTHEAST ASIAN		TOTAL FILLED POSITIONS	
	#	PCT.	#	PCT.	#	PCT.	#	PCT.	#	PCT.	#	PCT.	#	PCT.	#	PCT.	#	PCT.	#	PCT.
FEMALE	3	60%	1	20%	0	0%	0	0%	0	0%	0	0%	0	0%	0	0%	0	0%	4	80%
MALE	0	0%	0	0%	0	0%	0	0%	1	20%	0	0%	0	0%	0	0%	0	0%	1	20%
TOTAL	3	60%	1	20%	0	0%	0	0%	1	20%	0	0%	0	0%	0	0%	0	0%	5	100%
DISABLED	0	0%	0	0%	0	0%	0	0%	0	0%	0	0%	0	0%	0	0%	0	0%	0	0%
VETERAN	0	0%	0	0%	0	0%	0	0%	0	0%	0	0%	0	0%	0	0%	0	0%	0	0%
GAY/LESBIA	0	0%	0	0%	0	0%	0	0%	0	0%	0	0%	0	0%	0	0%	0	0%	0	0%

Note: Percentages may not be exact due to rounding.



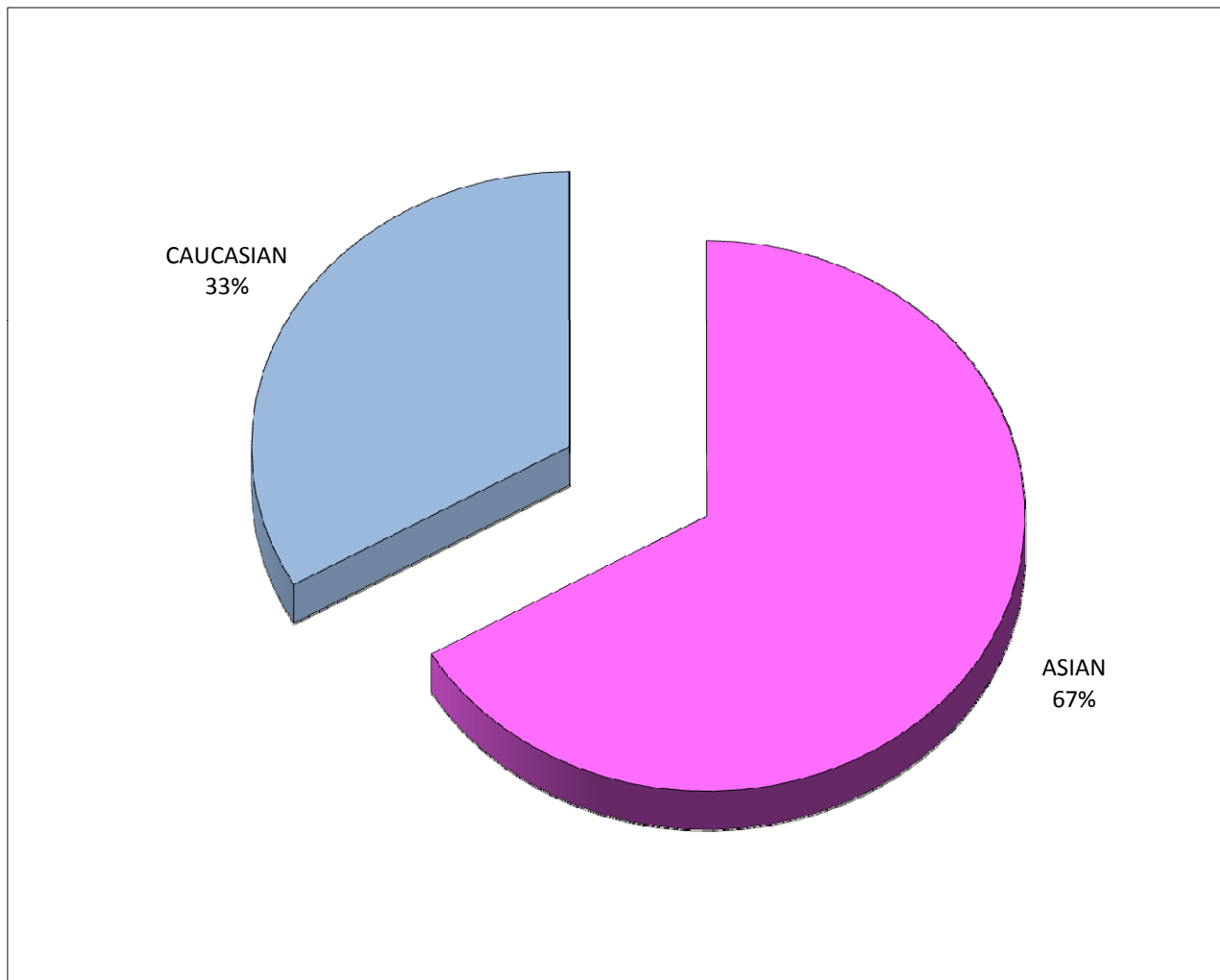
PART-TIME CLASSIFIED POSITION MOVEMENT

(July 1, 2011 to Current)

ETHNIC / GENDER / AFFIRMATIVE ACTION DATA

	AFRICAN AMERICAN		ASIAN		CAUCASIAN		FILIPINO		LATINO/A		NATIVE AMERICAN		OTHER/ UNKNOWN		PACIFIC ISLANDER		SOUTHEAST ASIAN		TOTAL FILLED POSITIONS	
	#	PCT.	#	PCT.	#	PCT.	#	PCT.	#	PCT.	#	PCT.	#	PCT.	#	PCT.	#	PCT.	#	PCT.
FEMALE	0	0%	1	33%	1	33%	0	0%	0	0%	0	0%	0	0%	0	0%	0	0%	2	67%
MALE	0	0%	1	33%	0	0%	0	0%	0	0%	0	0%	0	0%	0	0%	0	0%	1	33%
TOTAL	0	0%	2	67%	1	33%	0	0%	0	0%	0	0%	0	0%	0	0%	0	0%	3	100%
DISABLED	0	0%	0	0%	0	0%	0	0%	0	0%	0	0%	0	0%	0	0%	0	0%	0	0%
VETERAN	0	0%	0	0%	0	0%	0	0%	0	0%	0	0%	0	0%	0	0%	0	0%	0	0%
GAY/LESBIA	0	0%	0	0%	0	0%	0	0%	0	0%	0	0%	0	0%	0	0%	0	0%	0	0%

Note: Percentages may not be exact due to rounding.



**FULL-TIME FACULTY POSITIONS
APPLICANT STATUS – SCREENING REPORT
(By Department & Job Posting)**

(FALL 2010 - SPRING 2011, & FALL 2011)

(Pages 30 – 75)

**FULL-TIME FACULTY POSITIONS
APPLICANT STATUS – SCREENING REPORT
(By Department & Job Posting)**

(FALL 2010 - SPRING 2011)

(Pages 30 – 52)

FULL-TIME FACULTY POSITIONS SCREENING REPORT (By Department/Job Posting)
(Fall 2010 - Spring 2011)

1. Business/Office Tech/Small Business Department - Accounting/Business Math Instructor

APPLICATION STATUS (Tenure-Track & P.T. Pool Position) - Job #0100043	AA		AP		CA		FI		HI		NA		OT		UN		TOTAL
	M	F	M	F	M	F	M	F	M	F	M	F	M	F	M	F	
Total Applications Received	1	1	5	2	12	3			1				1			1	27
Applicants Not Meeting Minimum Qualifications				1	2	2											5
Applicants with Incomplete Application Materials		1	2		9	1			1								14
Applicants Late - Not making the position deadline																	0
Applicants who withdrew and/or canceled applying			1														1
Total Applications Submitted to the Search Committee	1		2	1	1								1			1	7
Applicants Selected for Interview	1		1	1	1												4
Applicant(s) Withdrew, Declined Interview, and/or Declined Position																	0
Applicant(s) Recommended for Final Interview	1																1
Applicant(s) Selected for the Position(s)	1																1
	AA		AP		CA		FI		HI		NA		OT		UN		TOTAL
	M	F	M	F	M	F	M	F	M	F	M	F	M	F	M	F	
Disabled																	0
Veteran			1														1
Gay or Lesbian	1		1	1													3

AA: African American; AP: Asian/Pacific Islander; CA: Caucasian; FI: Filipino; HI: Hispanic; NA: Native American; OT: Other; UN: Unknown;

M: Male; F: Female;

FULL-TIME FACULTY POSITIONS SCREENING REPORT (By Department/Job Posting)
(Fall 2010 - Spring 2011)

2. Business/Office Tech/Small Business Department (Noncredit Business Programs) - Business English/Communication/Keyboarding/Document & Word Processing/Computer Applications for Business Instructor

APPLICATION STATUS (Tenure-Track Position) - Job #010094	AA		AP		CA		FI		HI		NA		OT		UN		TOTAL
	M	F	M	F	M	F	M	F	M	F	M	F	M	F	M	F	
Total Applications Received	4	4		2	12	10		2		1			1	1	4	4	45
Applicants Not Meeting Minimum Qualifications	1			1	1	3							1		2	2	11
Applicants with Incomplete Application Materials				1	3	1		1							1	2	9
Applicants Late - Not making the position deadline																	
Applicants who withdrew and/or canceled applying																	0
Total Applications Submitted to the Search Committee	4	3			8	6		1		1				1	1		25
Applicants Selected for Interview	2	1				2											5
Applicant(s) Withdrew, Declined Interview, and/or Declined Position								1									1
Applicant(s) Recommended for Final Interview						1											1
Applicant(s) Selected for the Position						1											1
	AA		AP		CA		FI		HI		NA		OT		UN		TOTAL
	M	F	M	F	M	F	M	F	M	F	M	F	M	F	M	F	
Disabled																	0
Veteran																	0
Gay or Lesbian					2												2

AA: African American; AP: Asian/Pacific Islander; CA: Caucasian; FI: Filipino; HI: Hispanic; NA: Native American; OT: Other; UN: Unknown;

M: Male; F: Female;

FULL-TIME FACULTY POSITIONS SCREENING REPORT (By Department/Job Posting)
(Fall 2010 - Spring 2011)

3. Chemistry Department - Chemistry Instructor

APPLICATION STATUS (Tenure-Track & Temporary, Long-Term Substitute) - Job #0090058	AA		AP		CA		FI		HI		NA		OT		UN		TOTAL
	M	F	M	F	M	F	M	F	M	F	M	F	M	F	M	F	
Total Applications Received	3		19	10	21	23	1		1					1	6	4	89
Applicants Not Meeting Minimum Qualifications			2	1		4											7
Applicants with Incomplete Application Materials	3		12	8	9	8			1						3	2	46
Applicants Late - Not making the position deadline																	
Applicants who withdrew and/or canceled applying																	
Total Applications Submitted to the Search Committee			5	1	12	11	1							1	3	2	36
Applicants Selected for Interview			2		3	3								1			9
Applicant(s) Withdrew, Declined Interview, and/or Declined Position																	
Applicant(s) Recommended for Final Interview					1									1			2
Applicant(s) Selected for the Positions					1									1			2
	AA		AP		CA		FI		HI		NA		OT		UN		
	M	F	M	F	M	F	M	F	M	F	M	F	M	F	M	F	TOTAL
Disabled						1	1										2
Veteran					1												1
Gay or Lesbian					2	3											5

AA: African American; AP: Asian/Pacific Islander; CA: Caucasian; FI: Filipino; HI: Hispanic; NA: Native American; OT: Other; UN: Unknown;

M: Male; F: Female;

FULL-TIME FACULTY POSITIONS SCREENING REPORT (By Department/Job Posting)
(Fall 2010 - Spring 2011)

4. Continuing Student Counseling Department - Gateway to College Program Coordinator

(Categorically-Funded, Full-Time) - Job #0100052

APPLICATION STATUS	AA		AP		CA		FI		HI		NA		OT		UN		TOTAL
	M	F	M	F	M	F	M	F	M	F	M	F	M	F	M	F	
Total Applications Received	10	6	2	1	1	8	1	3	4	2			1	1		1	41
Applicants Not Meeting Minimum Qualifications	1					2		1	1								5
Applicants with Incomplete Application Materials	6	5	2		1	3		1	1	2			1	1		1	24
Applicants Late - Not making the position deadline																	
Applicants who withdrew and/or canceled applying									1								1
Total Applications Submitted to the Search Committee	3	1		1		3	1	1	1								11
Applicants Selected for Interview	1			1		1		1									4
Applicant(s) Withdrew, Declined Interview, and/or Declined Position						1											1
Applicant(s) Recommended for Final Interview								1									1
Applicant(s) Selected for the Position(s)								1									1

applicant declined position - job reissued (see #6 below)

	AA		AP		CA		FI		HI		NA		OT		UN		TOTAL
	M	F	M	F	M	F	M	F	M	F	M	F	M	F	M	F	
Disabled	1																1
Veteran	1	1							1								3
Gay or Lesbian	1					2	1	1									5

AA: African American; AP: Asian/Pacific Islander; CA: Caucasian; FI: Filipino; HI: Hispanic; NA: Native American; OT: Other; UN: Unknown;

M: Male; F: Female;

FULL-TIME FACULTY POSITIONS SCREENING REPORT (By Department/Job Posting)
(Fall 2010 - Spring 2011)

5. Continuing Student Counseling Department - Gateway to College Resources Counselor

(Categorically-Funded, Full-Time) - Job #0100042

APPLICATION STATUS	AA		AP		CA		FI		HI		NA		OT		UN		TOTAL
	M	F	M	F	M	F	M	F	M	F	M	F	M	F	M	F	
Total Applications Received	8	11	4	6	5	19	2	2	9	12			3	4	2	12	99
Applicants Not Meeting Minimum Qualifications	4	2				1			2						1	2	12
Applicants with Incomplete Application Materials	2	7	2	1	3	11	1	1	4	9			1	3	1	4	50
Applicants Late - Not making the position deadline																	
Applicants who withdrew and/or canceled applying				1					1	1							3
Total Applications Submitted to the Search Committee	2	2	2	4	2	7	1	1	2	2			2	1		6	34
Applicants Selected for Interview	1	1						1					2	1			6
Applicant(s) Withdrew, Declined Interview, and/or Declined Position		1															
Applicant(s) Recommended for Final Interview		1						1						1			3
Applicant(s) Selected for the Position(s)								1						1			2
	AA		AP		CA		FI		HI		NA		OT		UN		
	M	F	M	F	M	F	M	F	M	F	M	F	M	F	M	F	TOTAL
Disabled						1											1
Veteran							1										1
Gay or Lesbian	1	1			2	1	1						2				8

AA: African American; AP: Asian/Pacific Islander; CA: Caucasian; FI: Filipino; HI: Hispanic; NA: Native American; OT: Other; UN: Unknown;

M: Male; F: Female;

FULL-TIME FACULTY POSITIONS SCREENING REPORT (By Department/Job Posting)
(Fall 2010 - Spring 2011)

6. Continuing Student Counseling Department - Gateway to College Program Coordinator

(Categorically-Funded, Full-Time) - Job #0100040

applicant declined position - job reissued (see #4 above)

APPLICATION STATUS	AA		AP		CA		FI		HI		NA		OT		UN		TOTAL
	M	F	M	F	M	F	M	F	M	F	M	F	M	F	M	F	
Total Applications Received	6	4	2	5		9		1	3	7			1	1		3	42
Applicants Not Meeting Minimum Qualifications																	
Applicants with Incomplete Application Materials	3	2	2	2		6				2						2	19
Applicants Late - Not making the position deadline																	
Applicants who withdrew and/or canceled applying	1	1		1						2				1			6
Total Applications Submitted to the Search Committee																	
Applicants Selected for Interview	1	1		1				1	1	1			1				7
Applicant(s) Withdrew, Declined Interview, and/or Declined Position																	
Applicant(s) Recommended for Final Interview	1								1								2
Applicant(s) Selected for the Position									1								1
	AA		AP		CA		FI		HI		NA		OT		UN		TOTAL
	M	F	M	F	M	F	M	F	M	F	M	F	M	F	M	F	
Disabled				1													1
Veteran		1		1													2
Gay or Lesbian	1					2				1			1				5

AA: African American; AP: Asian/Pacific Islander; CA: Caucasian; FI: Filipino; HI: Hispanic; NA: Native American; OT: Other; UN: Unknown;

M: Male; F: Female;

FULL-TIME FACULTY POSITIONS SCREENING REPORT (By Department/Job Posting)
(Fall 2010 - Spring 2011)

7. Disabled Student Programs & Services Department - DSPS Counselor

APPLICATION STATUS (Tenure-Track Position) - Job #0090071	AA		AP		CA		FI		HI		NA		OT		UN		TOTAL
	M	F	M	F	M	F	M	F	M	F	M	F	M	F	M	F	
Total Applications Received	5	5	1	6	15	22	1	1	3	6			1	2	3	7	78
Applicants Not Meeting Minimum Qualifications	2	2		2	3	3				2			1	2	1		18
Applicants with Incomplete Application Materials	1	1	1	1	8	10		1		4						1	28
Applicants Late - Not making the position deadline																	
Applicants who withdrew and/or canceled applying	1			1					2						1		5
Total Applications Submitted to the Search Committee	1	2		2	4	9	1		1						1	6	27
Applicants Selected for Interview	1				2	3	1		1							4	12
Applicant(s) Withdrew, Declined Interview, and/or Declined Position	1					1	1										3
Applicant(s) Recommended for Final Interview						2										1	3
Applicant(s) Selected for the Position						1											1
	AA		AP		CA		FI		HI		NA		OT		UN		
	M	F	M	F	M	F	M	F	M	F	M	F	M	F	M	F	TOTAL
Disabled				1	3	6			1					1		1	13
Veteran																	0
Gay or Lesbian					2	2				1						1	6

AA: African American; AP: Asian/Pacific Islander; CA: Caucasian; FI: Filipino; HI: Hispanic; NA: Native American; OT: Other; UN: Unknown;

M: Male; F: Female;

FULL-TIME FACULTY POSITIONS SCREENING REPORT (By Department/Job Posting)
(Fall 2010 - Spring 2011)

8. Dental Assisting Department - Dental Assisting Instructor

(Tenure-Track Position) - Job #0100007

APPLICATION STATUS	AA		AP		CA		FI		HI		NA		OT		UN		TOTAL
	M	F	M	F	M	F	M	F	M	F	M	F	M	F	M	F	
Total Applications Received				1		4	1		1								7
Applicants Not Meeting Minimum Qualifications						1											1
Applicants with Incomplete Application Materials						2	1										3
Applicants Late - Not making the position deadline																	
Applicants who withdrew and/or canceled applying																	
Total Applications Submitted to the Search Committee				1		1			1								3
Applicants Selected for Interview				1		1			1								3
Applicant(s) Withdrew, Declined Interview, and/or Declined Position																	
Applicant(s) Recommended for Final Interview				1													1
Applicant(s) Selected for the Position(s)				1													1
	AA		AP		CA		FI		HI		NA		OT		UN		
	M	F	M	F	M	F	M	F	M	F	M	F	M	F	M	F	TOTAL
Disabled																	0
Veteran																	0
Gay or Lesbian																	0

AA: African American; AP: Asian/Pacific Islander; CA: Caucasian; FI: Filipino; HI: Hispanic; NA: Native American; OT: Other; UN: Unknown;

M: Male; F: Female;

**FULL-TIME FACULTY POSITIONS SCREENING REPORT (By Department/Job Posting)
(Fall 2010 - Spring 2011)**

9. Engineering & Technology (Welding) Department - Engineering & Technology Instructor

(Tenure-Track) - Job #0100024

APPLICATION STATUS	AA		AP		CA		FI		HI		NA		OT		UN		TOTAL
	M	F	M	F	M	F	M	F	M	F	M	F	M	F	M	F	
Total Applications Received			3		4	1			1				1			1	11
Applicants Not Meeting Minimum Qualifications																	
Applicants with Incomplete Application Materials			2		1								1				4
Applicants Late - Not making the position deadline																	
Applicants who withdrew and/or canceled applying																	
Total Applications Submitted to the Search Committee			1		3	1			1							1	7
Applicants Selected for Interview			1		3	1			1							1	7
Applicant(s) Withdrew, Declined Interview, and/or Declined Position																	
Applicant(s) Recommended for Final Interview			1														1
Applicant(s) Selected for the Position(s)			1														1
	AA		AP		CA		FI		HI		NA		OT		UN		TOTAL
	M	F	M	F	M	F	M	F	M	F	M	F	M	F	M	F	
Disabled													1				1
Veteran									1				1				2
Gay or Lesbian																	0

AA: African American; AP: Asian/Pacific Islander; CA: Caucasian; FI: Filipino; HI: Hispanic; NA: Native American; OT: Other; UN: Unknown;

M: Male; F: Female;

FULL-TIME FACULTY POSITIONS SCREENING REPORT (By Department/Job Posting)
(Fall 2010 - Spring 2011)

10. English Department - English Basic Skills Instructor

(Tenure-Track & Temporary, Part-Time Pool) - Job #0100011

APPLICATION STATUS	AA		AP		CA		FI		HI		NA		OT		UN		TOTAL
	M	F	M	F	M	F	M	F	M	F	M	F	M	F	M	F	
Total Applications Received	4	3	2	3	22	42		3	2	3	2			2	2	9	99
Applicants Not Meeting Minimum Qualifications	2	1	1	1	6	12		1	1					2	1	2	30
Applicants with Incomplete Application Materials	1	2	1	2	7	13		1	1	2	1				1	5	37
Applicants Late - Not making the position deadline																	
Applicants who withdrew and/or canceled applying	1				1	1					1						4
Total Applications Submitted to the Search Committee					8	16		1		1						2	28
Applicants Selected for Interview					2	8		1		1							12
Applicant(s) Withdrew, Declined Interview, and/or Declined Position						1											1
Applicant(s) Recommended for Final Interview						2				1							3
Applicant(s) Selected for the Position(s)						1				1							2
	AA		AP		CA		FI		HI		NA		OT		UN		TOTAL
	M	F	M	F	M	F	M	F	M	F	M	F	M	F	M	F	
Disabled									1								1
Veteran			1						1		2						4
Gay or Lesbian	2				4	3		1	1							1	12

AA: African American; AP: Asian/Pacific Islander; CA: Caucasian; FI: Filipino; HI: Hispanic; NA: Native American; OT: Other; UN: Unknown;

M: Male; F: Female;

FULL-TIME FACULTY POSITIONS SCREENING REPORT (By Department/Job Posting)
(Fall 2010 - Spring 2011)

11. English Department - English (General) Instructor

(Tenure-Track & Temporary Part-Time Pool) - Job #0100010

APPLICATION STATUS	AA		AP		CA		FI		HI		NA		OT		UN		TOTAL
	M	F	M	F	M	F	M	F	M	F	M	F	M	F	M	F	
Total Applications Received	2	4	5	9	60	74		2	6	8		1	5	8	12	21	217
Applicants Not Meeting Minimum Qualifications			1	2	11	16		1		4		1	1	4	3	3	47
Applicants with Incomplete Application Materials	1	3	1	7	18	26			3	2			1	3	5	10	80
Applicants Late - Not making the position deadline																	
Applicants who withdrew and/or canceled applying			1		1									1			3
Total Applications Submitted to the Search Committee	1	1	2		30	32		1	3	2			3		4	8	87
Applicants Selected for Interview		1	1		7	7			2	1			1		2	3	25
Applicant(s) Withdrew, Declined Interview, and/or Declined Position																	
Applicant(s) Recommended for Final Interview			1		2												3
Applicant(s) Selected for the Position(s)			1		2												3
	AA		AP		CA		FI		HI		NA		OT		UN		TOTAL
	M	F	M	F	M	F	M	F	M	F	M	F	M	F	M	F	
Disabled					2	2											4
Veteran					2												2
Gay or Lesbian	1	1	1		13	4			4			1	1		1		27

AA: African American; AP: Asian/Pacific Islander; CA: Caucasian; FI: Filipino; HI: Hispanic; NA: Native American; OT: Other; UN: Unknown;
M: Male; F: Female;

FULL-TIME FACULTY POSITIONS SCREENING REPORT (By Department/Job Posting)
(Fall 2010 - Spring 2011)

12. English Department - General English and/or Basic Skills Instructor

(Tenure-Track) - Job #0100070

APPLICATION STATUS	AA		AP		CA		FI		HI		NA		OT		UN		TOTAL
	M	F	M	F	M	F	M	F	M	F	M	F	M	F	M	F	
Total Applications Received	3	1	1	4	31	47		2	5	6	2		4	7	6	11	130
Applicants Not Meeting Minimum Qualifications	1		1	1	5	5		1	1	1				3	2	3	24
Applicants with Incomplete Application Materials	2			2	14	18				2			2	2	2	2	46
Applicants Late - Not making the position deadline																	
Applicants who withdrew and/or canceled applying					1	2											3
Total Applications Submitted to the Search Committee for Basic Skills) (6 for General & 4		1		1	11	22		1	4	3	2		2	2	2	6	57
Applicants Selected for Interview					3	5		1								1	10
Applicant(s) Withdrew, Declined Interview, and/or Declined Position																	
Applicant(s) Recommended for Final Interview					3	5		1								1	10
Applicant(s) Selected for the Position(s)					3	4			1								8
	<i>1 F/UN changed ethnic code to F/CA when hired</i>																
	AA		AP		CA		FI		HI		NA		OT		UN		TOTAL
	M	F	M	F	M	F	M	F	M	F	M	F	M	F	M	F	
Disabled					2				1								3
Veteran									1		1					1	3
Gay or Lesbian					5	5		1	1				1	2		1	16

AA: African American; AP: Asian/Pacific Islander; CA: Caucasian; FI: Filipino; HI: Hispanic; NA: Native American; OT: Other; UN: Unknown;

M: Male; F: Female;

FULL-TIME FACULTY POSITIONS SCREENING REPORT (By Department/Job Posting)
(Fall 2010 - Spring 2011)

13. English Department - Speech Instructor/Forensics Coach

APPLICATION STATUS	AA		AP		CA		FI		HI		NA		OT		UN		TOTAL
	M	F	M	F	M	F	M	F	M	F	M	F	M	F	M	F	
(Tenure Track & Temporary Part Time Pool) Job #0100023																	
Total Applications Received				2	13	10			2	2			1	1	2	1	34
Applicants Not Meeting Minimum Qualifications				1	2				2					1			6
Applicants with Incomplete Application Materials				1	3	2				1							7
Applicants Late - Not making the position deadline																	
Applicants who withdrew and/or canceled applying																	
Total Applications Submitted to the Search Committee					8	8				1			1		2	1	21
Applicants Selected for Interview					3	3											6
Applicant(s) Withdrew, Declined Interview, and/or Declined Position																	
Applicant(s) Recommended for Final Interview					1												1
Applicant(s) Selected for the Position(s)					1												1
	AA		AP		CA		FI		HI		NA		OT		UN		TOTAL
	M	F	M	F	M	F	M	F	M	F	M	F	M	F	M	F	
Disabled						1											1
Veteran																	0
Gay or Lesbian					1	4			1								6

AA: African American; AP: Asian/Pacific Islander; CA: Caucasian; FI: Filipino; HI: Hispanic; NA: Native American; OT: Other; UN: Unknown;
M: Male; F: Female;

FULL-TIME FACULTY POSITIONS SCREENING REPORT (By Department/Job Posting)
(Fall 2010 - Spring 2011)

14. English Department - Humanities Instructor

APPLICATION STATUS	AA		AP		CA		FI		HI		NA		OT		UN		TOTAL
	M	F	M	F	M	F	M	F	M	F	M	F	M	F	M	F	
(Tenure Track) - Job #0100017																	
Total Applications Received	1	3	3	6	26	36		2	2	4	1	1	3	2	5	11	106
Applicants Not Meeting Minimum Qualifications	1	1	3	2	24	9		2	1	2		1	1	1	1	7	56
Applicants with Incomplete Application Materials		1		4	8	5				2	1		1		2	2	26
Applicants Late - Not making the position deadline																	
Applicants who withdrew and/or canceled applying					2												2
Total Applications Submitted to the Search Committee		1			7	7			1				1	1	2	2	22
Applicants Selected for Interview					2	1							1	1			5
Applicant(s) Withdrew, Declined Interview, and/or Declined Position																	
Applicant(s) Recommended for Final Interview					1												1
Applicant(s) Selected for the Position(s)					1												1
	AA		AP		CA		FI		HI		NA		OT		UN		TOTAL
	M	F	M	F	M	F	M	F	M	F	M	F	M	F	M	F	
Disabled			1		1	1		1					1			1	6
Veteran										1	1						2
Gay or Lesbian					5	2		1				1	2		1	1	13

AA: African American; AP: Asian/Pacific Islander; CA: Caucasian; FI: Filipino; HI: Hispanic; NA: Native American; OT: Other; UN: Unknown;
M: Male; F: Female;

FULL-TIME FACULTY POSITIONS SCREENING REPORT (By Department/Job Posting)
(Fall 2010 - Spring 2011)

15. Institute for International Students Department - Institute for International Students Coordinator

APPLICATION STATUS (Categorically-Funded, Full-Time) - Job #0100036	AA		AP		CA		FI		HI		NA		OT		UN		TOTAL
	M	F	M	F	M	F	M	F	M	F	M	F	M	F	M	F	
Total Applications Received	1	1	3	2	4	10			1	1				3	3	6	35
Applicants Not Meeting Minimum Qualifications		1	3	1	1	7			1	1				1	2	3	21
Applicants with Incomplete Application Materials					2	1								1		2	6
Applicants Late - Not making the position deadline																	
Applicants who withdrew and/or canceled applying						1									1		2
Total Applications Submitted to the Search Committee	1			1	1	1								1		1	6
Applicants Selected for Interview						1										1	2
Applicant(s) Withdrew, Declined Interview, and/or Declined Position																	
Applicant(s) Recommended for Final Interview						1										1	2
Applicant(s) Selected for the Position(s)						1											1

* F/UN withdrew after the final interview

	AA		AP		CA		FI		HI		NA		OT		UN		TOTAL
	M	F	M	F	M	F	M	F	M	F	M	F	M	F	M	F	
Disabled																	0
Veteran									1								1
Gay or Lesbian	1																1

AA: African American; AP: Asian/Pacific Islander; CA: Caucasian; FI: Filipino; HI: Hispanic; NA: Native American; OT: Other; UN: Unknown;
M: Male; F: Female;

FULL-TIME FACULTY POSITIONS SCREENING REPORT (By Department/Job Posting)
(Fall 2010 - Spring 2011)

16. Learning Assistance Department - Writing Success Project Coordinator

APPLICATION STATUS	AA		AP		CA		FI		HI		NA		OT		UN		TOTAL
	M	F	M	F	M	F	M	F	M	F	M	F	M	F	M	F	
(Categorically-Funded, Full-Time) - Job #0100035																	
Total Applications Received	2	3		1	3	8		2		2	1		1	1		2	26
Applicants Not Meeting Minimum Qualifications	1	1				1				1							4
Applicants with Incomplete Application Materials	1					4		2			1			1		1	10
Applicants Late - Not making the position deadline																	
Applicants who withdrew and/or canceled applying						1											1
Total Applications Submitted to the Search Committee		2		1	3	2				1			1			1	11
Applicants Selected for Interview				1	2	2							1				6
Applicant(s) Withdrew, Declined Interview, and/or Declined Position				1	1												2
Applicant(s) Recommended for Final Interview						1							1				2
Applicant(s) Selected for the Position(s)						1											1
Disabled						1											1
Veteran											1						1
Gay or Lesbian						2		1					1				4

AA: African American; AP: Asian/Pacific Islander; CA: Caucasian; FI: Filipino; HI: Hispanic; NA: Native American; OT: Other; UN: Unknown;
M: Male; F: Female;

FULL-TIME FACULTY POSITIONS SCREENING REPORT (By Department/Job Posting)
(Fall 2010 - Spring 2011)

17. Library/Learning Resources Department - Librarian

APPLICATION STATUS <small>(Tenure Track & Part-Time Pool) - Job #0100044</small>	AA		AP		CA		FI		HI		NA		OT		UN		TOTAL
	M	F	M	F	M	F	M	F	M	F	M	F	M	F	M	F	
Total Applications Received	1	2	3	8	16	37	1	0	0	8			0	2	5	13	96
Applicants Not Meeting Minimum Qualifications			1	1	1		1								1		5
Applicants with Incomplete Application Materials	1		1	2	9	19				1				1	1	7	42
Applicants Late - Not making the position deadline																	
Applicants who withdrew and/or canceled applying					1	3											4
Total Applications Submitted to the Search Committee		2	1	5	5	15				7				1	3	6	45
Applicants Selected for Interview		1	1	3	2	9				4				1	2	2	25
Applicant(s) Withdrew, Declined Interview, and/or Declined Position						2											2
Applicant(s) Recommended for Final Interview				1	1	1				2				1	1	1	8
Applicant(s) Selected for the Position(s)								1							1		2
	AA		AP		CA		FI		HI		NA		OT		UN		TOTAL
	M	F	M	F	M	F	M	F	M	F	M	F	M	F	M	F	
Disabled		1			1	2											4
Veteran					1												1
Gay or Lesbian					3	8									1		12

AA: African American; AP: Asian/Pacific Islander; CA: Caucasian; FI: Filipino; HI: Hispanic; NA: Native American; OT: Other; UN: Unknown;
M: Male; F: Female;

FULL-TIME FACULTY POSITIONS SCREENING REPORT (By Department/Job Posting)
(Fall 2010 - Spring 2011)

18. Mathematics Department - Mathematics Instructor

APPLICATION STATUS <small>(Tenure Track) - Job #0100004</small>	AA		AP		CA		FI		HI		NA		OT		UN		TOTAL
	M	F	M	F	M	F	M	F	M	F	M	F	M	F	M	F	
Total Applications Received	4	1	18	14	51	15	0	1	4	2			2	1	11	4	128
Applicants Not Meeting Minimum Qualifications	1				4	1		1							1	1	9
Applicants with Incomplete Application Materials	3		11	8	27	5			2	1			1		8	1	67
Applicants Late - Not making the position deadline																	
Applicants who withdrew and/or canceled applying			1														1
Total Applications Submitted to the Search Committee		1	6	6	20	9			2	1			1	1	3	1	51
Applicants Selected for Interview		1	3	1	4	3			1				1		1		15
Applicant(s) Withdrew, Declined Interview, and/or Declined Position																	
Applicant(s) Recommended for Final Interview		1	2			2							1		1		7
Applicant(s) Selected for the Position(s)			1			2							1				4
	AA		AP		CA		FI		HI		NA		OT		UN		TOTAL
	M	F	M	F	M	F	M	F	M	F	M	F	M	F	M	F	
Disabled										1							1
Veteran					3												3
Gay or Lesbian	1		2		3	3				1							10

AA: African American; AP: Asian/Pacific Islander; CA: Caucasian; FI: Filipino; HI: Hispanic; NA: Native American; OT: Other; UN: Unknown;
M: Male; F: Female;

FULL-TIME FACULTY POSITIONS SCREENING REPORT (By Department/Job Posting)
(Fall 2010 - Spring 2011)

19. Nursing LVN Department - Nursing (LVN) Instructor

APPLICATION STATUS <small>(Tenure Track & Part-Time Pool) - Job #0110003</small>	AA		AP		CA		FI		HI		NA		OT		UN		TOTAL
	M	F	M	F	M	F	M	F	M	F	M	F	M	F	M	F	
Total Applications Received				2	1	6		2		1				1		2	15
Applicants Not Meeting Minimum Qualifications																1	1
Applicants with Incomplete Application Materials				1	1	2		2		1						1	8
Applicants Late - Not making the position deadline																	
Applicants who withdrew and/or canceled applying																	
Total Applications Submitted to the Search Committee				1		4								1			6
Applicants Selected for Interview				1		4								1			6
Applicant(s) Withdrew, Declined Interview, and/or Declined Position																	
Applicant(s) Recommended for Final Interview						2											2
Applicant(s) Selected for the Position(s)						1											1
	AA		AP		CA		FI		HI		NA		OT		UN		TOTAL
	M	F	M	F	M	F	M	F	M	F	M	F	M	F	M	F	
Disabled						1											1
Veteran																	0
Gay or Lesbian																	0

AA: African American; AP: Asian/Pacific Islander; CA: Caucasian; FI: Filipino; HI: Hispanic; NA: Native American; OT: Other; UN: Unknown;
M: Male; F: Female;

FULL-TIME FACULTY POSITIONS SCREENING REPORT (By Department/Job Posting)
(Fall 2010 - Spring 2011)

20. Nursing-Registered Department - Nursing (Maternal-Newborn) Instructor

APPLICATION STATUS <small>(Tenure-Track Position) - Job #0100033</small>	AA		AP		CA		FI		HI		NA		OT		UN		TOTAL
	M	F	M	F	M	F	M	F	M	F	M	F	M	F	M	F	
Total Applications Received		1				2											3
Applicants Not Meeting Minimum Qualifications																	
Applicants with Incomplete Application Materials						1											1
Applicants Late - Not making the position deadline																	
Applicants who withdrew and/or canceled applying																	
Total Applications Submitted to the Search Committee		1				1											2
Applicants Selected for Interview																	
Applicant(s) Withdrew, Declined Interview, and/or Declined Position																	
Applicant(s) Recommended for Final Interview						1											1
Applicant(s) Selected for the Position(s)						1											1
	AA		AP		CA		FI		HI		NA		OT		UN		TOTAL
	M	F	M	F	M	F	M	F	M	F	M	F	M	F	M	F	
Disabled																	0
Veteran																	0
Gay or Lesbian																	0

AA: African American; AP: Asian/Pacific Islander; CA: Caucasian; FI: Filipino; HI: Hispanic; NA: Native American; OT: Other; UN: Unknown;
M: Male; F: Female;

FULL-TIME FACULTY POSITIONS SCREENING REPORT (By Department/Job Posting)
(Fall 2010 - Spring 2011)

21. Social Sciences Department - American Government Instructor

APPLICATION STATUS <small>(Tenure Track & Part-Time Pool) - Job #0090062</small>	AA		AP		CA		FI		HI		NA		OT		UN		TOTAL
	M	F	M	F	M	F	M	F	M	F	M	F	M	F	M	F	
Total Applications Received	3	2	5	3	28	14	2		5	4			6		10	8	90
Applicants Not Meeting Minimum Qualifications	2	1			12	4	1		1	3			2		5	4	35
Applicants with Incomplete Application Materials		1	1	1	5	7			1				2			1	19
Applicants Late - Not making the position deadline																	
Applicants who withdrew and/or canceled applying			1													1	2
Total Applications Submitted to the Search Committee	1		3	2	11	3	1		3	1			2		5	2	34
Applicants Selected for Interview	1		1		7	2	1			1			2				15
Applicant(s) Withdrew, Declined Interview, and/or Declined Position					1												1
Applicant(s) Recommended for Final Interview										1							1
Applicant(s) Selected for the Position(s)										1							1
	AA		AP		CA		FI		HI		NA		OT		UN		TOTAL
	M	F	M	F	M	F	M	F	M	F	M	F	M	F	M	F	
Disabled					2				1				1				4
Veteran					2										1		3
Gay or Lesbian					3	1											4

AA: African American; AP: Asian/Pacific Islander; CA: Caucasian; FI: Filipino; HI: Hispanic; NA: Native American; OT: Other; UN: Unknown;
M: Male; F: Female;

FULL-TIME FACULTY POSITIONS SCREENING REPORT (By Department/Job Posting)
(Fall 2010 - Spring 2011)

22. Student Health Services Department - Nurse Practitioner - Student Health Instructor

APPLICATION STATUS <small>(Tenure-Track & Temporary, Part-Time Pool) - Job #0100064</small>	AA		AP		CA		FI		HI		NA		OT		UN		TOTAL
	M	F	M	F	M	F	M	F	M	F	M	F	M	F	M	F	
Total Applications Received				2	2	5								1		1	11
Applicants Not Meeting Minimum Qualifications					1												1
Applicants with Incomplete Application Materials					1	4										1	6
Applicants Late - Not making the position deadline																	
Applicants who withdrew and/or canceled applying																	
Total Applications Submitted to the Search Committee				2		1										1	4
Applicants Selected for Interview				2		1										1	4
Applicant(s) Withdrew, Declined Interview, and/or Declined Position																	
Applicant(s) Recommended for Final Interview					1											1	2
Applicant(s) Selected for the Position(s)				1													
	AA		AP		CA		FI		HI		NA		OT		UN		
	M	F	M	F	M	F	M	F	M	F	M	F	M	F	M	F	TOTAL
Disabled						1											1
Veteran						2											2
Gay or Lesbian					2	1											3

AA: African American; AP: Asian/Pacific Islander; CA: Caucasian; FI: Filipino; HI: Hispanic; NA: Native American; OT: Other; UN: Unknown;
M: Male; F: Female;

FULL-TIME FACULTY POSITIONS SCREENING REPORT (By Department/Job Posting)
(Fall 2010 - Spring 2011)

23. Biological Sciences Department - Human Physiology Instructor

APPLICATION STATUS <small>(Tenure-Track & Temporary, Part-Time Pool) - Job #0100051</small>	AA		AP		CA		FI		HI		NA		OT		UN		TOTAL
	M	F	M	F	M	F	M	F	M	F	M	F	M	F	M	F	
Total Applications Received	3		2	4	8	3	1						1		1	1	24
Applicants Not Meeting Minimum Qualifications				1	2		1										4
Applicants with Incomplete Application Materials			1		1	1							1			1	5
Applicants Late - Not making the position deadline	1																1
Applicants who withdrew and/or canceled applying																	0
Total Applications Submitted to the Search Committee	2		1	3	5	2										1	14
Applicants Selected for Interview				2	1	1											4
Applicant(s) Withdrew, Declined Interview, and/or Declined Position				1	1												2
Applicant(s) Recommended for Final Interview				1													1
Applicant(s) Selected for the Position(s)				1													1
	AA		AP		CA		FI		HI		NA		OT		UN		TOTAL
	M	F	M	F	M	F	M	F	M	F	M	F	M	F	M	F	
Disabled					1												1
Veteran							1										1
Gay or Lesbian																	0

AA: African American; AP: Asian/Pacific Islander; CA: Caucasian; FI: Filipino; HI: Hispanic; NA: Native American; OT: Other; UN: Unknown;
M: Male; F: Female;

**FULL-TIME FACULTY POSITIONS
APPLICANT STATUS – SCREENING REPORT
(By Department & Job Posting)**

(FALL 2011)

(Pages 53 – 75)

**FULL-TIME FACULTY POSITIONS SCREENING REPORT (By Department/Job Posting)
(Fall 2011)**

1. Art Department

2D Design, Drawing, and Oil/Acrylic Painting Instructor

(Tenure-Track & PT Pool) - Job #0110009

APPLICATION STATUS	AA		AP		CA		FI		HI		NA		OT		UN		TOTAL
	M	F	M	F	M	F	M	F	M	F	M	F	M	F	M	F	
Total Applications Received	3	1	2	5	27	38			4	2			4	4	8	11	109
Applicants Not Meeting Minimum Qualifications		1	1		3	4			1				1	1			12
Applicants with Incomplete Application Materials	3		1	2	11	19			2	2			3	1	4	7	55
Applicants Late - Not making the position deadline																	
Applicants who withdrew and/or canceled applying				1	1	1											3
Total Applications Submitted to the Search Committee				2	12	14			1					2	4	4	39
Applicants Selected for Interview				1	1	1										1	4
Applicant(s) Withdrew, Declined Interview, and/or Declined Position																	
Applicant(s) Recommended for Final Interview					1											1	2
Applicant(s) Selected for the Position(s)																1	1
	AA		AP		CA		FI		HI		NA		OT		UN		TOTAL
	M	F	M	F	M	F	M	F	M	F	M	F	M	F	M	F	
Disabled																	0
Veteran	1				1												2
Gay or Lesbian						3							1				4

AA: African American; AP: Asian/Pacific Islander; CA: Caucasian; FI: Filipino; HI: Hispanic; NA: Native American; OT: Other; UN: Unknown;

M: Male; F: Female;

**FULL-TIME FACULTY POSITIONS SCREENING REPORT (By Department/Job Posting)
(Fall 2011)**

**2. Behavioral Sciences Department
Anthropology Instructor**

(Tenure-Track & PT Pool) - Job #0110005

APPLICATION STATUS	AA		AP		CA		FI		HI		NA		OT		UN		TOTAL
	M	F	M	F	M	F	M	F	M	F	M	F	M	F	M	F	
Total Applications Received	1	2	2	1	17	18			1	5		2	1	2	3	4	59
Applicants Not Meeting Minimum Qualifications	1				2	3											6
Applicants with Incomplete Application Materials		2	1	1	4	6			1	3		1	1	1	2	4	27
Applicants Late - Not making the position deadline																	
Applicants who withdrew and/or canceled applying																	
Total Applications Submitted to the Search Committee			1		11	9			2		1		1	1			26
Applicants Selected for Interview					7	6			2		1		1				17
Applicant(s) Withdrew, Declined Interview, and/or Declined Position						1			1				1				3
Applicant(s) Recommended for Final Interview						1											1
Applicant(s) Selected for the Position						1											1
	AA		AP		CA		FI		HI		NA		OT		UN		TOTAL
	M	F	M	F	M	F	M	F	M	F	M	F	M	F	M	F	
Disabled																	0
Veteran		1			1												2
Gay or Lesbian		1			3	3							1				8

AA: African American; AP: Asian/Pacific Islander; CA: Caucasian; FI: Filipino; HI: Hispanic; NA: Native American; OT: Other; UN: Unknown;

M: Male; F: Female;

**FULL-TIME FACULTY POSITIONS SCREENING REPORT (By Department/Job Posting)
(Fall 2011)**

3. Behavioral Sciences

Psychology Instructor

(Tenure-Track & PT Pool) - Job #0110004

APPLICATION STATUS	AA		AP		CA		FI		HI		NA		OT		UN		TOTAL
	M	F	M	F	M	F	M	F	M	F	M	F	M	F	M	F	
Total Applications Received		3	1	1	18	33			4	5			3	2	2	5	77
Applicants Not Meeting Minimum Qualifications					2	7			1								10
Applicants with Incomplete Application Materials		2			5	12				2					1	2	24
Applicants Late - Not making the position deadline																	0
Applicants who withdrew and/or canceled applying						1											1
Total Applications Submitted to the Search Committee		1	1	1	11	13			3	3			3	2	1	3	42
Applicants Selected for Interview				1	1	5				2			3	2		3	17
Applicant(s) Withdrew, Declined Interview, and/or Declined Position				1	1	1				2						1	6
Applicant(s) Recommended for Final Interview						1											1
Applicant(s) Selected for the Positions						1											1
	AA		AP		CA		FI		HI		NA		OT		UN		TOTAL
	M	F	M	F	M	F	M	F	M	F	M	F	M	F	M	F	
Disabled						4							1		1		6
Veteran					1				1								2
Gay or Lesbian					4	4				2			1				11

AA: African American; AP: Asian/Pacific Islander; CA: Caucasian; FI: Filipino; HI: Hispanic; NA: Native American; OT: Other; UN: Unknown;

M: Male; F: Female;

**FULL-TIME FACULTY POSITIONS SCREENING REPORT (By Department/Job Posting)
(Fall 2011)**

**4. Business Education Department
Business Computer Applications Instructor**

(Tenure-Track & PT Pool) - Job #0110021

APPLICATION STATUS	AA		AP		CA		FI		HI		NA		OT		UN		TOTAL
	M	F	M	F	M	F	M	F	M	F	M	F	M	F	M	F	
Total Applications Received	1	4	3	3	4	7	1			1					1		25
Applicants Not Meeting Minimum Qualifications			2	1	1	3	1								1		9
Applicants with Incomplete Application Materials		1			1												2
Applicants Late - Not making the position deadline																	0
Applicants who withdrew and/or canceled applying																	0
Total Applications Submitted to the Search Committee	1	3	1	2	2	4				1							14
Applicants Selected for Interview	1	1		2	1	3											8
Applicant(s) Withdrew, Declined Interview, and/or Declined Position		1				1											2
Applicant(s) Recommended for Final Interview	1			1	1	1											4
Applicant(s) Selected for the Position(s)	1			1		1											3
Applicant declined position					1												
	AA		AP		CA		FI		HI		NA		OT		UN		TOTAL
	M	F	M	F	M	F	M	F	M	F	M	F	M	F	M	F	
Disabled																	0
Veteran																	0
Gay or Lesbian																	0

AA: African American; AP: Asian/Pacific Islander; CA: Caucasian; FI: Filipino; HI: Hispanic; NA: Native American; OT: Other; UN: Unknown;
M: Male; F: Female;

**FULL-TIME FACULTY POSITIONS SCREENING REPORT (By Department/Job Posting)
(Fall 2011)**

**5. Career Development Counseling Department
Pathway/Academic Counseling Coordinator**

(Categorically Funded FT/PT) - Job #0100114

APPLICATION STATUS	AA		AP		CA		FI		HI		NA		OT		UN		TOTAL
	M	F	M	F	M	F	M	F	M	F	M	F	M	F	M	F	
Total Applications Received		3		5		10	1	2	2	6			1	1	1	1	33
Applicants Not Meeting Minimum Qualifications		2		1		1		2		1					1		8
Applicants with Incomplete Application Materials				2		5			1	1				1		1	11
Applicants Late - Not making the position deadline																	
Applicants who withdrew and/or canceled applying						1											1
Total Applications Submitted to the Search Committee		1		2		3	1		1	4			1				13
Applicants Selected for Interview				1		1			1	2							5
Applicant(s) Withdrew, Declined Interview, and/or Declined Position									1								1
Applicant(s) Recommended for Final Interview										1							1
Applicant(s) Selected for the Position(s)										1							1
	AA		AP		CA		FI		HI		NA		OT		UN		TOTAL
	M	F	M	F	M	F	M	F	M	F	M	F	M	F	M	F	
Disabled						1											1
Veteran																	0
Gay or Lesbian						1											1

AA: African American; AP: Asian/Pacific Islander; CA: Caucasian; FI: Filipino; HI: Hispanic; NA: Native American; OT: Other; UN: Unknown;

M: Male; F: Female;

**FULL-TIME FACULTY POSITIONS SCREENING REPORT (By Department/Job Posting)
(Fall 2011)**

6. Career Development and Placement Center

Single Stop Counselor/Coordinator

(Full-Time Categorically-Funded) - Job #0110039

APPLICATION STATUS	AA		AP		CA		FI		HI		NA		OT		UN		TOTAL
	M	F	M	F	M	F	M	F	M	F	M	F	M	F	M	F	
Total Applications Received	3	2		4	4	11	1		1	9				3	2	1	41
Applicants Not Meeting Minimum Qualifications	1																1
Applicants with Incomplete Application Materials	2			2	3	7			1	4				2	2	1	24
Applicants Late - Not making the position deadline																	
Applicants who withdrew and/or canceled applying																	0
Total Applications Submitted to the Search Committee		2		2	1	4	1			5				1			16
Applicants Selected for Interview				2		1				1							4
Applicant(s) Withdrew, Declined Interview, and/or Declined Position						1				1							2
Applicant(s) Recommended for Final Interview				2													2
Applicant(s) Selected for the Position(s)				1													1
	AA		AP		CA		FI		HI		NA		OT		UN		TOTAL
	M	F	M	F	M	F	M	F	M	F	M	F	M	F	M	F	
Disabled		1								2				1			4
Veteran										1							1
Gay or Lesbian	1	1			1	1											4

AA: African American; AP: Asian/Pacific Islander; CA: Caucasian; FI: Filipino; HI: Hispanic; NA: Native American; OT: Other; UN: Unknown;
M: Male; F: Female;

**FULL-TIME FACULTY POSITIONS SCREENING REPORT (By Department/Job Posting)
(Fall 2011)**

**7. Chemistry Department
Chemistry Instructor**

(Tenure- Track & Long-Term Substitute) - Job #0100120

APPLICATION STATUS	AA		AP		CA		FI		HI		NA		OT		UN		TOTAL
	M	F	M	F	M	F	M	F	M	F	M	F	M	F	M	F	
Total Applications Received	5	1	7	12	27	12	1	1	1		1		1	1	3	6	79
Applicants Not Meeting Minimum Qualifications			1	1	3	1											6
Applicants with Incomplete Application Materials	5		5	6	12	3		1			1		1	1	2	3	40
Applicants Late - Not making the position deadline																1	1
Applicants who withdrew and/or canceled applying																	0
Total Applications Submitted to the Search Committee		1	1	5	12	8	1		1						1	2	32
Applicants Selected for Interview				2	5	3	1								1	1	13
Applicant(s) Withdrew, Declined Interview, and/or Declined Position																	0
Applicant(s) Recommended for Final Interview				1											1		2
Applicant(s) Selected for the Position(s)				1											1		2
	AA		AP		CA		FI		HI		NA		OT		UN		TOTAL
	M	F	M	F	M	F	M	F	M	F	M	F	M	F	M	F	
Disabled																	0
Veteran																	0
Gay or Lesbian			1		3				1								5

AA: African American; AP: Asian/Pacific Islander; CA: Caucasian; FI: Filipino; HI: Hispanic; NA: Native American; OT: Other; UN: Unknown;

M: Male; F: Female;

**FULL-TIME FACULTY POSITIONS SCREENING REPORT (By Department/Job Posting)
(Fall 2011)**

**8. Child Development & Family Studies Department
Child Development & Family Studies Instructor (Credit Program)**

(Tenure-Track) - Job #0110002

APPLICATION STATUS	AA		AP		CA		FI		HI		NA		OT		UN		TOTAL
	M	F	M	F	M	F	M	F	M	F	M	F	M	F	M	F	
Total Applications Received	1	8	1	5	3	10		1		2						4	35
Applicants Not Meeting Minimum Qualifications		3			1	4											8
Applicants with Incomplete Application Materials	1	1			1	2		1		1						2	9
Applicants Late - Not making the position deadline																	0
Applicants who withdrew and/or canceled applying				1		1											2
Total Applications Submitted to the Search Committee		4	1	4	1	3				1						2	16
Applicants Selected for Interview		2	1	2	1	1				1							8
Applicant(s) Withdrew, Declined Interview, and/or Declined Position																	0
Applicant(s) Recommended for Final Interview										1							1
Applicant(s) Selected for the Position										1							1
	AA		AP		CA		FI		HI		NA		OT		UN		TOTAL
	M	F	M	F	M	F	M	F	M	F	M	F	M	F	M	F	
Disabled		1															1
Veteran					1												1
Gay or Lesbian						1											1

AA: African American; AP: Asian/Pacific Islander; CA: Caucasian; FI: Filipino; HI: Hispanic; NA: Native American; OT: Other; UN: Unknown;

M: Male; F: Female;

**FULL-TIME FACULTY POSITIONS SCREENING REPORT (By Department/Job Posting)
(Fall 2011)**

9. Child Development & Family Studies Department

Child Development & Family Studies Instructor (Noncredit Program)

(Tenure-Track & PT Pool) - Job #0110001

APPLICATION STATUS	AA		AP		CA		FI		HI		NA		OT		UN		TOTAL
	M	F	M	F	M	F	M	F	M	F	M	F	M	F	M	F	
Total Applications Received		4		4		4				3						2	17
Applicants Not Meeting Minimum Qualifications		2								1						1	4
Applicants with Incomplete Application Materials		1		2		1										1	5
Applicants Late - Not making the position deadline																	0
Applicants who withdrew and/or canceled applying																	0
Total Applications Submitted to the Search Committee		1		2		3				2							8
Applicants Selected for Interview				2						1							3
Applicant(s) Withdrew, Declined Interview, and/or Declined Position																	0
Applicant(s) Recommended for Final Interview				1						1							2
Applicant(s) Selected for the Position				1													1
	AA		AP		CA		FI		HI		NA		OT		UN		
	M	F	M	F	M	F	M	F	M	F	M	F	M	F	M	F	TOTAL
Disabled		1															1
Veteran																	0
Gay or Lesbian		1														1	2

AA: African American; AP: Asian/Pacific Islander; CA: Caucasian; FI: Filipino; HI: Hispanic; NA: Native American; OT: Other; UN: Unknown;

M: Male; F: Female;

**FULL-TIME FACULTY POSITIONS SCREENING REPORT (By Department/Job Posting)
(Fall 2011)**

**10. Computer Science Department
Computer Science Instructor**

(Tenure-Track & Long-Term Substitute) - Job #0110006

APPLICATION STATUS	AA		AP		CA		FI		HI		NA		OT		UN		TOTAL
	M	F	M	F	M	F	M	F	M	F	M	F	M	F	M	F	
Total Applications Received			5	3	8	6	1								1	2	26
Applicants Not Meeting Minimum Qualifications																1	1
Applicants with Incomplete Application Materials			3	1	3	4	1									1	13
Applicants Late - Not making the position deadline																	0
Applicants who withdrew and/or canceled applying				1													1
Total Applications Submitted to the Search Committee			2	1	5	2									1		11
Applicants Selected for Interview			1		4										1		6
Applicant(s) Withdrew, Declined Interview, and/or Declined Position					1												1
Applicant(s) Recommended for Final Interview					1												1
Applicant(s) Selected for the Position(s)					1												1
	AA		AP		CA		FI		HI		NA		OT		UN		TOTAL
	M	F	M	F	M	F	M	F	M	F	M	F	M	F	M	F	
Disabled																	0
Veteran					1	1											2
Gay or Lesbian						1											1

AA: African American; AP: Asian/Pacific Islander; CA: Caucasian; FI: Filipino; HI: Hispanic; NA: Native American; OT: Other; UN: Unknown;

M: Male; F: Female;

**FULL-TIME FACULTY POSITIONS SCREENING REPORT (By Department/Job Posting)
(Fall 2011)**

**11. Engineering & Technology Welding Department
Biotechnology/Stem Cell Instructor**

(Tenure-Track) - Job #0110014

APPLICATION STATUS	AA		AP		CA		FI		HI		NA		OT		UN		TOTAL
	M	F	M	F	M	F	M	F	M	F	M	F	M	F	M	F	
Total Applications Received		1	4	6	7	2			1	1						2	24
Applicants Not Meeting Minimum Qualifications																	0
Applicants with Incomplete Application Materials		1	3	1	2	1										2	10
Applicants Late - Not making the position deadline																	0
Applicants who withdrew and/or canceled applying																	0
Total Applications Submitted to the Search Committee			1	5	5	1			1	1							14
Applicants Selected for Interview			1	5	5	1			1	1							14
Applicant(s) Withdrew, Declined Interview, and/or Declined Position				2													2
Applicant(s) Recommended for Final Interview					1												1
Applicant(s) Selected for the Position(s)					1												1
	AA		AP		CA		FI		HI		NA		OT		UN		TOTAL
	M	F	M	F	M	F	M	F	M	F	M	F	M	F	M	F	
Disabled																	0
Veteran																	0
Gay or Lesbian																	0

AA: African American; AP: Asian/Pacific Islander; CA: Caucasian; FI: Filipino; HI: Hispanic; NA: Native American; OT: Other; UN: Unknown;

M: Male; F: Female;

**FULL-TIME FACULTY POSITIONS SCREENING REPORT (By Department/Job Posting)
(Fall 2011)**

**12. Environmental Horticulture & Floristry Department
Floristry Instructor**

(Tenure-Track & PT Pool) - Job #0110025

APPLICATION STATUS	AA		AP		CA		FI		HI		NA		OT		UN		TOTAL
	M	F	M	F	M	F	M	F	M	F	M	F	M	F	M	F	
Total Applications Received						1										2	3
Applicants Not Meeting Minimum Qualifications																	0
Applicants with Incomplete Application Materials						1											1
Applicants Late - Not making the position deadline																	0
Applicants who withdrew and/or canceled applying																1	1
Total Applications Submitted to the Search Committee																1	1
Applicants Selected for Interview																1	1
Applicant(s) Withdrew, Declined Interview, and/or Declined Position																	0
Applicant(s) Recommended for Final Interview																1	1
Applicant(s) Selected for the Position(s)																1	1
	AA		AP		CA		FI		HI		NA		OT		UN		
	M	F	M	F	M	F	M	F	M	F	M	F	M	F	M	F	TOTAL
Disabled																	0
Veteran																	0
Gay or Lesbian																	0

AA: African American; AP: Asian/Pacific Islander; CA: Caucasian; FI: Filipino; HI: Hispanic; NA: Native American; OT: Other; UN: Unknown;
M: Male; F: Female;

**FULL-TIME FACULTY POSITIONS SCREENING REPORT (By Department/Job Posting)
(Fall 2011)**

**13. Earth Sciences Department
Geology/Physical Science Instructor**

(Tenure-Track & PT Pool) - Job #0100121

APPLICATION STATUS	AA		AP		CA		FI		HI		NA		OT		UN		TOTAL
	M	F	M	F	M	F	M	F	M	F	M	F	M	F	M	F	
Total Applications Received			4	1	12	10									3	2	32
Applicants Not Meeting Minimum Qualifications					2	1										1	4
Applicants with Incomplete Application Materials			3		4	2										1	10
Applicants Late - Not making the position deadline																	0
Applicants who withdrew and/or canceled applying						1											1
Total Applications Submitted to the Search Committee			1	1	6	6									3		17
Applicants Selected for Interview					4	4									2		10
Applicant(s) Withdrew, Declined Interview, and/or Declined Position																	0
Applicant(s) Recommended for Final Interview															1		1
Applicant(s) Selected for the Position(s)															1		1
	AA		AP		CA		FI		HI		NA		OT		UN		TOTAL
	M	F	M	F	M	F	M	F	M	F	M	F	M	F	M	F	
Disabled																	0
Veteran																	0
Gay or Lesbian			1														1

AA: African American; AP: Asian/Pacific Islander; CA: Caucasian; FI: Filipino; HI: Hispanic; NA: Native American; OT: Other; UN: Unknown;
M: Male; F: Female;

**FULL-TIME FACULTY POSITIONS SCREENING REPORT (By Department/Job Posting)
(Fall 2011)**

14. International Student Counseling Department

Counselor

(Tenure-Track) - Job #0100069

APPLICATION STATUS	AA		AP		CA		FI		HI		NA		OT		UN		TOTAL
	M	F	M	F	M	F	M	F	M	F	M	F	M	F	M	F	
Total Applications Received	1	3	2	14	6	23	2	1	5	6			1	5	4	8	81
Applicants Not Meeting Minimum Qualifications				2		2				1						1	6
Applicants with Incomplete Application Materials				6	3	8			2	1			1	1	1	2	25
Applicants Late - Not making the position deadline																	0
Applicants who withdrew and/or canceled applying						1											1
Total Applications Submitted to the Search Committee	1	3	2	6	3	12	2	1	3	4				4	3	5	49
Applicants Selected for Interview		1	1	3		2			2	2							11
Applicant(s) Withdrew, Declined Interview, and/or Declined Position																	0
Applicant(s) Recommended for Final Interview		1	1			1											3
Applicant(s) Selected for the Position(s)			1														1
	AA		AP		CA		FI		HI		NA		OT		UN		TOTAL
	M	F	M	F	M	F	M	F	M	F	M	F	M	F	M	F	
Disabled						1								1			2
Veteran							1										1
Gay or Lesbian			1	1		2											4

AA: African American; AP: Asian/Pacific Islander; CA: Caucasian; FI: Filipino; HI: Hispanic; NA: Native American; OT: Other; UN: Unknown;

M: Male; F: Female;

**FULL-TIME FACULTY POSITIONS SCREENING REPORT (By Department/Job Posting)
(Fall 2011)**

15. Mathematics Department

Mathematics Instructor

(Tenure-Track & Long-Term Substitute) - Job #0100124

APPLICATION STATUS	AA		AP		CA		FI		HI		NA		OT		UN		TOTAL
	M	F	M	F	M	F	M	F	M	F	M	F	M	F	M	F	
Total Applications Received	4		15	10	27	9			7	3			2	2	8	4	91
Applicants Not Meeting Minimum Qualifications			4	1	1												6
Applicants with Incomplete Application Materials	3		5		8	2			2				1		2		23
Applicants Late - Not making the position deadline																	0
Applicants who withdrew and/or canceled applying				1	1											1	3
Total Applications Submitted to the Search Committee	1		6	8	17	7			5	3			1	2	6	3	59
Applicants Selected for Interview			1	2	6	2			2	1				2	2		18
Applicant(s) Withdrew, Declined Interview, and/or Declined Position					3	1			1	1					1		7
Applicant(s) Recommended for Final Interview			1		1									1	1		4
Applicant(s) Selected for the Position(s)			1		1									1	1		4
	AA		AP		CA		FI		HI		NA		OT		UN		TOTAL
	M	F	M	F	M	F	M	F	M	F	M	F	M	F	M	F	
Disabled				1						1							2
Veteran	1		1														2
Gay or Lesbian	1				1	1			1	2							6

AA: African American; AP: Asian/Pacific Islander; CA: Caucasian; FI: Filipino; HI: Hispanic; NA: Native American; OT: Other; UN: Unknown;
M: Male; F: Female;

**FULL-TIME FACULTY POSITIONS SCREENING REPORT (By Department/Job Posting)
(Fall 2011)**

16. Music Department

Music (Jazz Guitar and Jazz History) Instructor

(Tenure-Track & PT Pool) - Job #0110023

APPLICATION STATUS	AA		AP		CA		FI		HI		NA		OT		UN		TOTAL
	M	F	M	F	M	F	M	F	M	F	M	F	M	F	M	F	
Total Applications Received	2		2		22	1			1				1		4		33
Applicants Not Meeting Minimum Qualifications	1				5	1											7
Applicants with Incomplete Application Materials	1		1		5								1		1		9
Applicants Late - Not making the position deadline																	0
Applicants who withdrew and/or canceled applying																	0
Total Applications Submitted to the Search Committee			1		12				1						3		17
Applicants Selected for Interview					2												2
Applicant(s) Withdrew, Declined Interview, and/or Declined Position																	0
Applicant(s) Recommended for Final Interview					1												1
Applicant(s) Selected for the Position(s)					1												1
	AA		AP		CA		FI		HI		NA		OT		UN		TOTAL
	M	F	M	F	M	F	M	F	M	F	M	F	M	F	M	F	
Disabled																	0
Veteran																	0
Gay or Lesbian						1											1

AA: African American; AP: Asian/Pacific Islander; CA: Caucasian; FI: Filipino; HI: Hispanic; NA: Native American; OT: Other; UN: Unknown;
M: Male; F: Female;

**FULL-TIME FACULTY POSITIONS SCREENING REPORT (By Department/Job Posting)
(Fall 2011)**

17. Music Department

Music (Harmony & Musicianship) Instructor

(Tenure-Track and PT Pool) - Job #0110024

APPLICATION STATUS	AA		AP		CA		FI		HI		NA		OT		UN		TOTAL
	M	F	M	F	M	F	M	F	M	F	M	F	M	F	M	F	
Total Applications Received	2	1	3	11	47	15	3		4				1	1	9	5	102
Applicants Not Meeting Minimum Qualifications					3	2											5
Applicants with Incomplete Application Materials	1	1		5	13	6	2		3					1	5	5	42
Applicants Late - Not making the position deadline																	0
Applicants who withdrew and/or canceled applying					1												1
Total Applications Submitted to the Search Committee	1		3	6	30	7	1		1				1		4		54
Applicants Selected for Interview				1	3		1										5
Applicant(s) Withdrew, Declined Interview, and/or Declined Position																	0
Applicant(s) Recommended for Final Interview				1													1
Applicant(s) Selected for the Position(s)				1													1
	AA		AP		CA		FI		HI		NA		OT		UN		TOTAL
	M	F	M	F	M	F	M	F	M	F	M	F	M	F	M	F	
Disabled					1												1
Veteran									1								1
Gay or Lesbian					6	1											7

AA: African American; AP: Asian/Pacific Islander; CA: Caucasian; FI: Filipino; HI: Hispanic; NA: Native American; OT: Other; UN: Unknown;

M: Male; F: Female;

**FULL-TIME FACULTY POSITIONS SCREENING REPORT (By Department/Job Posting)
(Fall 2011)**

18. Nursing LVN Department

Nursing (LVN) Instructor

(Tenure-Track & PT Pool) - Job #0100122

APPLICATION STATUS	AA		AP		CA		FI		HI		NA		OT		UN		TOTAL
	M	F	M	F	M	F	M	F	M	F	M	F	M	F	M	F	
Total Applications Received	1	2		3		6		5		2			1	1	1		22
Applicants Not Meeting Minimum Qualifications															1		1
Applicants with Incomplete Application Materials		2		2		5		4					1				14
Applicants Late - Not making the position deadline																	0
Applicants who withdrew and/or canceled applying	1																1
Total Applications Submitted to the Search Committee				1		1		1		2				1			6
Applicants Selected for Interview				1		1		1		2				1			6
Applicant(s) Withdrew, Declined Interview, and/or Declined Position										2							2
Applicant(s) Recommended for Final Interview								1									1
Applicant(s) Selected for the Position(s)								1									1
	AA		AP		CA		FI		HI		NA		OT		UN		TOTAL
	M	F	M	F	M	F	M	F	M	F	M	F	M	F	M	F	
Disabled						2											2
Veteran								1									1
Gay or Lesbian																	0

AA: African American; AP: Asian/Pacific Islander; CA: Caucasian; FI: Filipino; HI: Hispanic; NA: Native American; OT: Other; UN: Unknown;
M: Male; F: Female;

**FULL-TIME FACULTY POSITIONS SCREENING REPORT (By Department/Job Posting)
(Fall 2011)**

19. Nursing -Registered Department

Medical-Surgical Instructor

(Tenure-Track) - Job #0110013

APPLICATION STATUS	AA		AP		CA		FI		HI		NA		OT		UN		TOTAL
	M	F	M	F	M	F	M	F	M	F	M	F	M	F	M	F	
Total Applications Received				2		3		1		1						1	8
Applicants Not Meeting Minimum Qualifications						1											1
Applicants with Incomplete Application Materials				1		1		1		1						1	5
Applicants Late - Not making the position deadline																	0
Applicants who withdrew and/or canceled applying						1											1
Total Applications Submitted to the Search Committee				1													1
Applicants Selected for Interview				1													1
Applicant(s) Withdrew, Declined Interview, and/or Declined Position																	0
Applicant(s) Recommended for Final Interview				1													1
Applicant(s) Selected for the Position(s)				1													1
	AA		AP		CA		FI		HI		NA		OT		UN		TOTAL
	M	F	M	F	M	F	M	F	M	F	M	F	M	F	M	F	
Disabled																	0
Veteran																	0
Gay or Lesbian																	0

AA: African American; AP: Asian/Pacific Islander; CA: Caucasian; FI: Filipino; HI: Hispanic; NA: Native American; OT: Other; UN: Unknown;
M: Male; F: Female;

**FULL-TIME FACULTY POSITIONS SCREENING REPORT (By Department/Job Posting)
(Fall 2011)**

20. Physical Education & Dance Department

Athletic Advisor/Academic Counselor

(Tenure-Track & PT Pool) - Job #0110008

APPLICATION STATUS	AA		AP		CA		FI		HI		NA		OT		UN		TOTAL
	M	F	M	F	M	F	M	F	M	F	M	F	M	F	M	F	
Total Applications Received	6	2	1	4	6	9	1	1	5	3			1	1	3	2	45
Applicants Not Meeting Minimum Qualifications	4	1			4	4				1			1			1	16
Applicants with Incomplete Application Materials	1	1		2				1	1						2		8
Applicants Late - Not making the position deadline																	0
Applicants who withdrew and/or canceled applying	1																1
Total Applications Submitted to the Search Committee			1	2	2	5	1		4	2				1	1	1	20
Applicants Selected for Interview				1											1		2
Applicant(s) Withdrew, Declined Interview, and/or Declined Position																	0
Applicant(s) Recommended for Final Interview				1													1
Applicant(s) Selected for the Position(s)				1													1
	AA		AP		CA		FI		HI		NA		OT		UN		TOTAL
	M	F	M	F	M	F	M	F	M	F	M	F	M	F	M	F	
Disabled														1			1
Veteran					1		1										2
Gay or Lesbian		1		1		2			1	1							6

AA: African American; AP: Asian/Pacific Islander; CA: Caucasian; FI: Filipino; HI: Hispanic; NA: Native American; OT: Other; UN: Unknown;

M: Male; F: Female;

**FULL-TIME FACULTY POSITIONS SCREENING REPORT (By Department/Job Posting)
(Fall 2011)**

**21. Physics Department
Physics Instructor**

(Tenure-Track) - Job #0110010

APPLICATION STATUS	AA		AP		CA		FI		HI		NA		OT		UN		TOTAL
	M	F	M	F	M	F	M	F	M	F	M	F	M	F	M	F	
Total Applications Received	7		27	6	24	13			4	2			3		9	1	96
Applicants Not Meeting Minimum Qualifications			1		2	1			2	1			1				8
Applicants with Incomplete Application Materials	2	5	19	5	10	8			1				2		4	1	57
Applicants Late - Not making the position deadline																	0
Applicants who withdrew and/or canceled applying					2												2
Total Applications Submitted to the Search Committee		5	7	1	10	4			1	1					5		34
Applicants Selected for Interview			1	1	3	1									1		7
Applicant(s) Withdrew, Declined Interview, and/or Declined Position			1														1
Applicant(s) Recommended for Final Interview						1											1
Applicant(s) Selected for the Position(s)						1											1
	AA		AP		CA		FI		HI		NA		OT		UN		TOTAL
	M	F	M	F	M	F	M	F	M	F	M	F	M	F	M	F	
Disabled																	0
Veteran					1										1		2
Gay or Lesbian					1	1											2

AA: African American; AP: Asian/Pacific Islander; CA: Caucasian; FI: Filipino; HI: Hispanic; NA: Native American; OT: Other; UN: Unknown;
M: Male; F: Female;

**FULL-TIME FACULTY POSITIONS SCREENING REPORT (By Department/Job Posting)
(Fall 2011)**

22. Social Sciences Department

Economics & Statistics Instructor

(Tenure-Track & PT Pool) - Job #0100078

APPLICATION STATUS	AA		AP		CA		FI		HI		NA		OT		UN		TOTAL
	M	F	M	F	M	F	M	F	M	F	M	F	M	F	M	F	
Total Applications Received	12		21	17	29	13	1		10		1		3	1	14	2	124
Applicants Not Meeting Minimum Qualifications	1		3	1	5	2			1						3	2	18
Applicants with Incomplete Application Materials	8		14	11	12	5			5		1		3	1	6		66
Applicants Late - Not making the position deadline																	0
Applicants who withdrew and/or canceled applying					1												1
Total Applications Submitted to the Search Committee	3		4	5	11	6	1		4						5		39
Applicants Selected for Interview	1		2	1	4	4	1		1						3		17
Applicant(s) Withdrew, Declined Interview, and/or Declined Position	1				1	3									1		6
Applicant(s) Recommended for Final Interview			1		1				1						2		5
Applicant(s) Selected for the Position(s)									1						1		2
Applicant(s) Declined Final Interview					1										1		2
	AA		AP		CA		FI		HI		NA		OT		UN		
	M	F	M	F	M	F	M	F	M	F	M	F	M	F	M	F	TOTAL
Disabled									1								1
Veteran					3				1								4
Gay or Lesbian									2				1				3

(* disclosed CA/M when hired)

AA: African American; AP: Asian/Pacific Islander; CA: Caucasian; FI: Filipino; HI: Hispanic; NA: Native American; OT: Other; UN: Unknown;
M: Male; F: Female;

**FULL-TIME FACULTY POSITIONS SCREENING REPORT (By Department/Job Posting)
(Fall 2011)**

23. Social Sciences Department

History (United States) Instructor

(Tenure-Track & PT Pool) - Job #0100119

APPLICATION STATUS	AA		AP		CA		FI		HI		NA		OT		UN		TOTAL
	M	F	M	F	M	F	M	F	M	F	M	F	M	F	M	F	
Total Applications Received	5	1	4	1	43	30	1		2	2	2	1	5		11	5	113
Applicants Not Meeting Minimum Qualifications					8	3	1				1				2		15
Applicants with Incomplete Application Materials	2	1			14	4			1			1	3		8	2	36
Applicants Late - Not making the position deadline																	0
Applicants who withdrew and/or canceled applying					2	1											3
Total Applications Submitted to the Search Committee	3		4	1	19	22			1	2	1		2		1	3	59
Applicants Selected for Interview			1		4	7			1	1			1			1	16
Applicant(s) Withdrew, Declined Interview, and/or Declined Position						1											1
Applicant(s) Recommended for Final Interview						2											2
Applicant(s) Selected for the Position(s)						1											1
	AA		AP		CA		FI		HI		NA		OT		UN		TOTAL
	M	F	M	F	M	F	M	F	M	F	M	F	M	F	M	F	
Disabled					1												1
Veteran					1												1
Gay or Lesbian					3	2							1		1	1	8

AA: African American; AP: Asian/Pacific Islander; CA: Caucasian; FI: Filipino; HI: Hispanic; NA: Native American; OT: Other; UN: Unknown;

M: Male; F: Female;

**FULL-TIME FACULTY POSITIONS
SEARCH COMMITTEE MEMBERS
(By Ethnicity & Gender)
(FALL 2010-SPRING 2011 & FALL 2011)**

(Pages 76 – 79)

**FULL-TIME FACULTY POSITIONS
SEARCH COMMITTEE MEMBERS
(By Ethnicity & Gender)
(FALL 2010-SPRING 2011)**

(Pages 76 – 77)

SEARCH COMMITTEE MEMBERS BY ETHNICITY/GENDER

(Full-Time Faculty Positions for F10 & SP11 - Tenure-Track, Long-Term Substitute, Categorically-Funded FT)

AA: African American; AP: Asian/Pacific Islander; CA: Caucasian; FI: Filipino; HI: Hispanic; NA: American Indian/Alaskan Native; OT: Other/Unknown
M: Male; F: Female; T: Tenure-Track; L: Long-Term Substitute; C: Categorically-Funded

Department/Position Title	Job #	AA		AP		CA		FI		HI		NA		OT		TOTAL
		M	F	M	F	M	F	M	F	M	F	M	F	M	F	
Business/Office Tech/Small Business - Accounting/Business Math Instructor	0100043	1	1	1			2									5
Business/Office Tech/Small Business (Noncredit)-Business English, Communication, Keyboarding, Document & Word Processing/Computer Applications	0100034		1				2			1						4
Chemistry - Chemistry Instructor	0090058			3		4	2									9
Continuing Student Counseling Department - Gateway to College Program Coordinator	0100052		1			1	4	1			1					8
Continuing Student Counseling Department - Gateway to College Program Counselor	0100042					1		1			2		1			5
Continuing Student Counseling Department - Gateway to College Program Coordinator (re-opened)	0100040					1		1			2		1			5
Disabled Student Programs & Services - DSPS Counselor	0090071			1			2	1								4
Dental Assisting - Dental Assisting Instructor	0100007				1	1	2									4
Engineering & Technology (Welding) - Engineering & Technology Instructor	0100024			1		1	2									4
English - English Basic Skills Instructor	0100011					2	2		1							5
English - English (General) Instructor	0100010		1			1	3									5
English - General English and/or Basic Skills Instructor	0100070		1			1	4		1							7
English - Speech Instructor/Forensics Coach	0100023		1			1	3									5
English - Humanities Instructor	0100017		1			3	3									7
Institute for International Students - Institute for International Students Coordinator	0100036			1	1	1	1									4
Learning Assistance - Writing Success Project Coordinator	0100035				1	1	2									4
Library/Learning Resources - Librarian	0100044	1		2	1	1	1									6

SEARCH COMMITTEE MEMBERS BY ETHNICITY/GENDER

(Full-Time Faculty Positions for F10 & SP11 - Tenure-Track, Long-Term Substitute, Categorically-Funded FT)

AA: African American; AP: Asian/Pacific Islander; CA: Caucasian; FI: Filipino; HI: Hispanic; NA: American Indian/Alaskan Native; OT: Other/Unknown
M: Male; F: Female; T: Tenure-Track; L: Long-Term Substitute; C: Categorically-Funded

Department/Position Title	Job #	AA		AP		CA		FI		HI		NA		OT		TOTAL
		M	F	M	F	M	F	M	F	M	F	M	F	M	F	
Mathematics - Mathematics Instructor	0100004					2	1			1						4
Nursing LVN - Nursing LVN Instructor	0100003				3	1	1									5
Nursing - Registered - Nursing (Maternal-Newborn) Instructor	0100033				1	1	2									4
Social Science - American Government Instructor	0090062					2	3			1						6
Student Health Services - Nurse Practitioner /Student Health Instructor	0100064	1			1		3									5
Biological Sciences - Human Physiology Instructor	0100051				1	1	1					1				4
SUB TOTAL		3	7	9	9	27	46	4	2	3	5	0	2	0	0	115
TOTAL		10		18		73		6		8		2		0		
% of the Total Members Served		8.7%		15.7%		63.5%		5.2%		7.0%		1.7%		0.0%		100%

Note: Percentages may not be exact due to rounding.

**FULL-TIME FACULTY POSITIONS
SEARCH COMMITTEE MEMBERS
(By Ethnicity & Gender)
(FALL 2011)**

(Pages 78 – 79)

SEARCH COMMITTEE MEMBERS BY ETHNICITY/GENDER

(Full-Time Faculty Positions for F11 - Tenure-Track, Long-Term Substitute, Categorically-Funded FT)

AA: African American; AP: Asian/Pacific Islander; CA: Caucasian; FI: Filipino; HI: Hispanic; NA: American Indian/Alaskan Native; OT: Other/Unknown
M: Male; F: Female; T: Tenure-Track; L: Long-Term Substitute; C: Categorically-Funded

Department/Position Title	Job #	AA		AP		CA		FI		HI		NA		OT		TOTAL
		M	F	M	F	M	F	M	F	M	F	M	F			
Art - 2D Design, Drawing, and Oil/Acrylic Painting	0110009				1	1	1			1						4
Behavioral Sciences - Anthropology Instructor	0110005					2	1			1					1	5
Behavioral Sciences - Psychology Instructor	0110004				3	1									1	5
Business Education - Business Computer Applications Instructor	0110021		1	1		1	1									4
Career Development Counseling - Pathway/Academic Counseling Coordinator	0100114					1	1				2					4
Career Development Counseling - Single Stop Site Counselor	1110039		1					1		1	1					4
Chemistry - Chemistry Instructor	0100120			3		4	3									10
Child Dev. & Family Studies - Child Dev. & Family Studies Instructor (Credit)	0110002		1		1		1			1						4
Child Dev. & Family Studies - Child Dev. & Family Studies Instructor (Noncredit)	0110001															0
Computer Science - Computer Science Instructor	0110006			1		2	2									5
DSP&S - Counselor*	0110003			1		2	2									5
Engineering & Technology Welding - Biotechnology/Stem Cell Instructor	0110014			1		1	2									4
Environmental Horticulture & Floristry - Floristry Instructor	0110025			1		1	4					1				7
Earth Sciences - Geology/Physical Science Instructor	0100121				1	2	2									5
International Student Counseling - Counselor	0100069		1	1			1			1						4
Mathematics - Mathematics Instructor	0100124				1	1	1			1						4
Music - Music Instructor (Jazz Guitar & Jazz History)	0110023					2	1								1	4

SEARCH COMMITTEE MEMBERS BY ETHNICITY/GENDER

(Full-Time Faculty Positions for F11 - Tenure-Track, Long-Term Substitute, Categorically-Funded FT)

AA: African American; AP: Asian/Pacific Islander; CA: Caucasian; FI: Filipino; HI: Hispanic; NA: American Indian/Alaskan Native; OT: Other/Unknown
M: Male; F: Female; T: Tenure-Track; L: Long-Term Substitute; C: Categorically-Funded

Department/Position Title	Job #	AA		AP		CA		FI		HI		NA		OT		TOTAL
		M	F	M	F	M	F	M	F	M	F	M	F	M	F	
Music - Music Instructor (Harmony & Musicianship)	0110024	1		1		1	2									5
Nursing LVN - Nursing LVN Instructor	0100122						2		1	1						4
Nursing Registered - Medical-Surgical Instructor	0110013				1	1	3									5
Physical Education & Dance Athletic Advisor/Academic Counselor	0110008	1		1	1	2	1			1			1			8
Physics - Physics Department	0110010			1	1	3	1									6
Social Sciences - Economics & Statistics Instructor	0100078	2				2	1									5
Social Sciences - History (United States) Instructor	0100119	1			1	1	2			1						6
SUB TOTAL		5	4	12	11	31	35	1	1	9	3	1	1	0	3	117
TOTAL		9		23		66		2		12		2		3		
% of the Total Members Served		7.7%		19.7%		56.4%		1.7%		10.3%		1.7%		2.6%		100%

Note: Percentages may not be exact due to rounding.

* DSPS - Counselor: Paper Screening took place Fall 2011, but position on hold

EMPLOYEE DATA REPORT
(Fall 2010 & Fall 2011)

(Pages 80 - 105)

EMPLOYEE DATA
Fall 2010

(Pages 80 - 91)

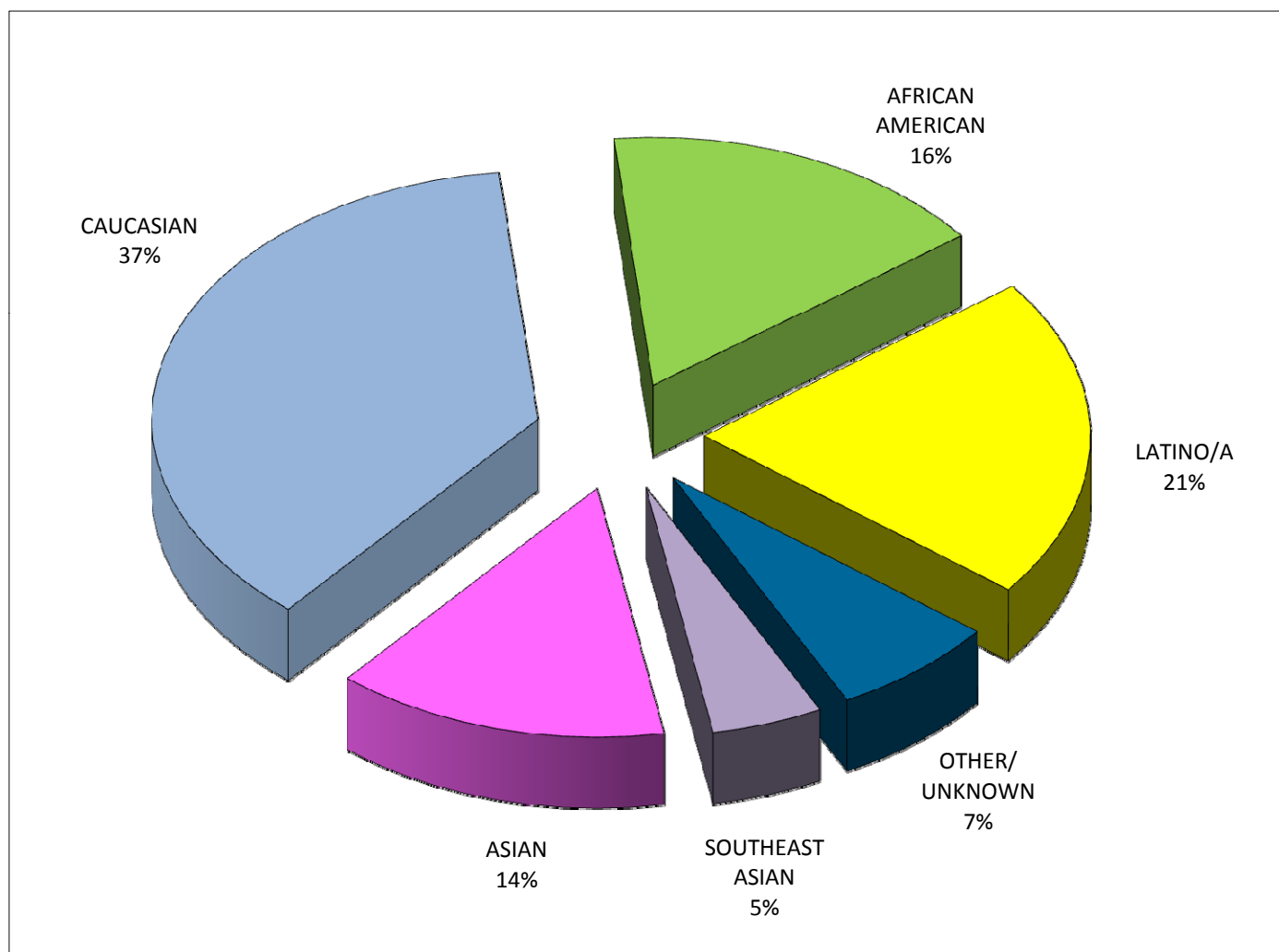
ADMINISTRATORS

(Fall 2010 Staff Data)

ETHNIC / GENDER / AFFIRMATIVE ACTION DATA

	AFRICAN AMERICAN		ASIAN		CAUCASIAN		FILIPINO		LATINO/A		NATIVE AMERICAN		OTHER/ UNKNOWN		PACIFIC ISLANDER		SOUTHEAST ASIAN		TOTAL FILLED POSITIONS	
	#	PCT.	#	PCT.	#	PCT.	#	PCT.	#	PCT.	#	PCT.	#	PCT.	#	PCT.	#	PCT.	#	PCT.
FEMALE	3	7%	3	7%	8	19%	0	0%	4	9%	0	0%	3	7%	0	0%	2	5%	23	53%
MALE	4	9%	3	7%	8	19%	0	0%	5	12%	0	0%	0	0%	0	0%	0	0%	20	47%
TOTAL	7	16%	6	14%	17	37%	0	0%	9	21%	0	0%	3	7%	0	0%	1	5%	43	100%
DISABLED	0	0%	0	0%	0	0%	0	0%	0	0%	0	0%	1	2%	0	0%	0	0%	1	2%
VETERAN	1	2%	0	0%	1	2%	0	0%	0	0%	0	0%	0	0%	0	0%	0	0%	2	5%
GAY/LESBIAN	0	0%	0	0%	1	2%	0	0%	2	5%	0	0%	0	0%	0	0%	0	0%	3	7%

Note: Percentages may not be exact due to rounding.



FULL-TIME FACULTY

Fall Semester 2010 - Employee Data *

Department / Program	Ethnic / Gender																		Total
	African American		Asian		Caucasian		Filipino		Latino/a		Native American		Other Unknown		Pacific Islander		Southeast		
	Male	Female	Male	Female	Male	Female	Male	Female	Male	Female	Male	Female	Male	Female	Male	Female	Male	Female	
African Am Scholastic Pgm	1	1								1									3
African-American Studies	1																		1
Aircraft Maintenance						1													1
Architecture			1		1		1		1										4
Art			2	1	2	8			2	1									16
Asian Amer Pacific Student Success			1	1				1										1	4
Asian American Studies				1													1		2
Astronomy			1		1	1													3
Automotive					2	2					1		1						6
Behavioral Sciences	1		1	4	5	2		1	1					1					16
Biological Sciences		2	1		7	9			2	1								1	23
Broadcast Electronic Media Arts	1				1	3													5
Business-Credit	2	2	3	1	6	9		1	2	1				1					28
Business-NC	2	2		1	1	4			2	1									13
Calworks		1				1									1				3
Career and Technical Education			1			1								1					3
CDPC					1	1		1		3									6
Chemistry			3	2	6	5													16
Child Development & Family Studies		4		3		5			1	2				2					17
Cinema					1	2													3
Computer Networking and Information					5	2				2									9
Computer Science	1				5	2								1					9
Consumer Education				2															2
Continuing Student Counseling		2			2	3			3	3		1		4					18
Contract Education				1															1
Culinary Arts & Hospitality	1	1	1	1	6	3													13
Dental Assisting				1															1
Diagnostic Medical Imaging					1	1													2
Disabled Students Program			1	1	3	6	1			1									13
Earth Sciences					1	2													3
Eco Dev					1														1
Engineering & Technology			1		4	2			1										8
English	2	1	1	1	20	32		1	2	2			1	5					68
Environmental Hort. & Floristry			1		1	1					1								4
EOPS			2	1						3									6
ESL	1	3	5	26	34	84	3	3	3	4			1	9	1			1	178
Evans Campus		1																	1
Fashion						2													2
Financial Aid Office	1			2			1		1	1									6
Foreign Languages			1	5	5	2			1	4									18
Gay, Lesbian & Bi-Sexual Studies						1													1
Graphic Communications			1		3	3													7
Health Care Tech				1		6		1											8
Health Education		1		2	1	6			1	1				1					13
Interdisciplinary Studies (IDST)					1	1													2
International Student Counseling		1	1					1											3
Journalism									1										1
Labor & Community Studies					1														1
Language Center				1		1													2
Latin American and Latino/a Studies									2										2
Latino Services Network						1			1	2									4
Learning Assistance Programs				1	1	3													5
Library	1	2	3	3	3	6			2					1					21
Library Information Technology					1														1
Mathematics			2	4	15	7			3	1			3				1		36
Matriculation Office				1															1
Mentoring&Service-Learning														1					1
Music	1		1		2	2								1					7
New Student Counseling	4	4	2	7	1	1	3	1	3	5			1						32
Nursing - Licensed Vocational		2	1	1		5		3	1										13
Nursing-RN				1	1	7				3									12
Older Adults						1													1
Philippines Studies							1												1
Photography			1		2	1													4
Physical Education & Dance	1	2	4	2	7	4			2	1			1	1	1		1		27
Physics			1	2	4	1													8

Department / Program	Ethnic / Gender														Total				
	African American		Asian		Caucasian		Filipino		Latino/a		Native American		Other Unknown			Pacific Islander		Southeast	
	Male	Female	Male	Female	Male	Female	Male	Female	Male	Female	Male	Female	Male	Female		Male	Female	Male	Female
Radiation Oncology Technology			1			1													2
Social Sciences	2	1			5	7			2	1			3						21
Southeast Campus								1											1
Student Health						1													1
Theater Arts		1			2	1													4
TLC(Technology Learning Center)						1													1
Transfer Counseling			1		1								1						3
Transitional Studies	1				1	5			3		1								11
Women's Studies Program						1													1
SUB-TOTAL	24	34	46	81	174	270	10	14	41	47	2	2	12	30	2	0	3	3	795
TOTAL	58		127		444		24		88		4		42		2		6		
PERCENTAGE	7%		16%		56%		3%		11%		1%		5%		0%		1%		

*Employee count is based on raw data submitted to the State Chancellor's Office by CCSF, ITS.

Note: percentages may not be exact due to rounding.

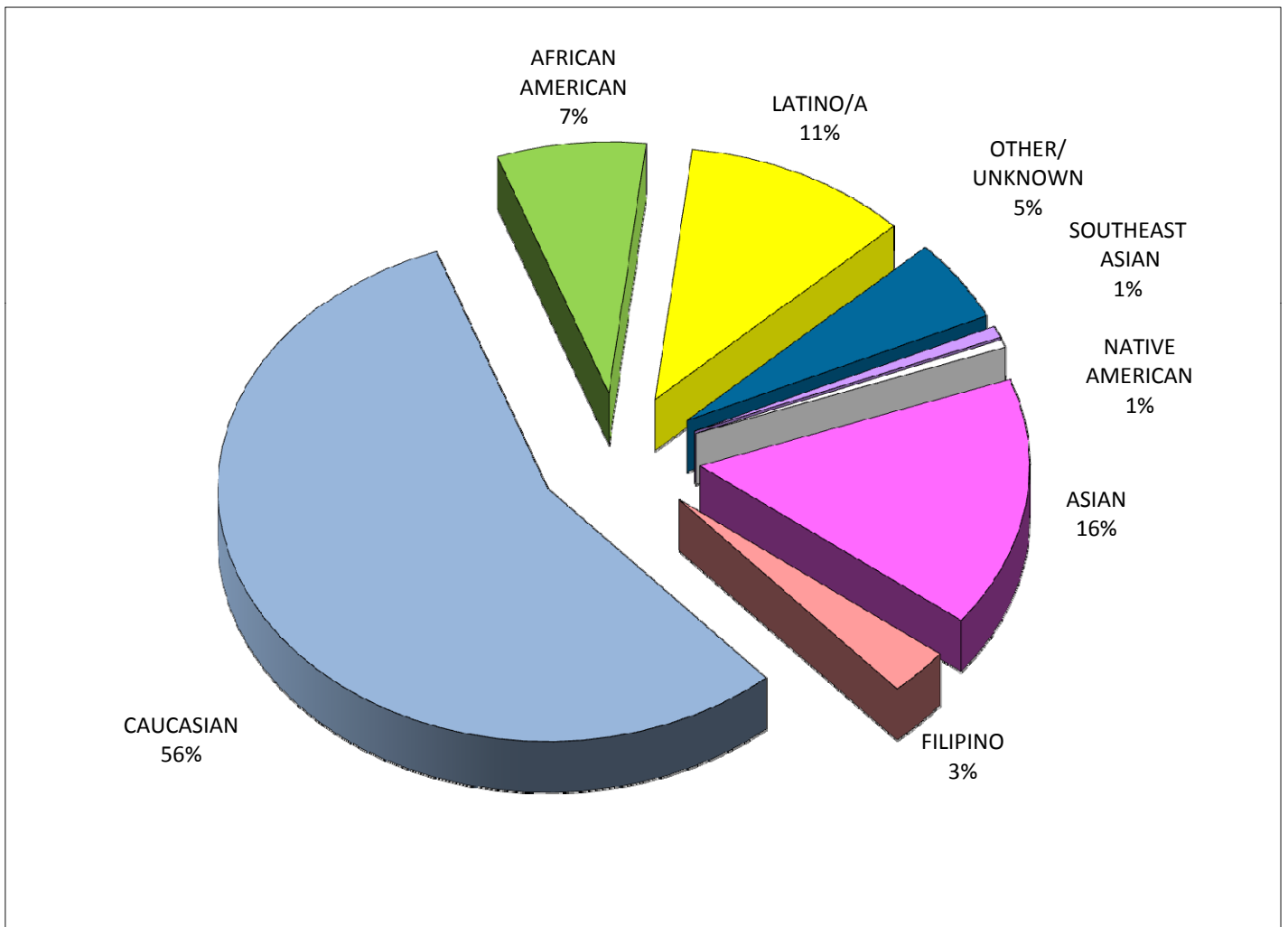
FULL-TIME FACULTY

(Fall 2010 Staff Data)

ETHNIC / GENDER / AFFIRMATIVE ACTION DATA

	AFRICAN AMERICAN		ASIAN		CAUCASIAN		FILIPINO		LATINO/A		NATIVE AMERICAN		OTHER/ UNKNOWN		PACIFIC ISLANDER		SOUTHEAST ASIAN		TOTAL FILLED POSITIONS	
	#	PCT.	#	PCT.	#	PCT.	#	PCT.	#	PCT.	#	PCT.	#	PCT.	#	PCT.	#	PCT.	#	PCT.
FEMALE	34	4%	81	10%	270	34%	14	2%	47	6%	2	0%	30	4%	0	0%	3	0%	481	61%
MALE	24	3%	46	6%	174	22%	10	1%	41	5%	2	0%	12	2%	2	0%	3	0%	314	39%
TOTAL	58	7%	127	16%	444	56%	24	3%	88	11%	4	1%	42	5%	2	0%	6	1%	795	100%
DISABLED	4	1%	3	0%	28	4%	0	0%	3	0%	0	0%	4	1%	0	0%	0	0%	42	5%
VETERAN	4	1%	4	1%	12	2%	0	0%	5	1%	0	0%	1	0%	0	0%	0	0%	26	3%
GAY/LESBIAN	1	0%	2	0%	63	8%	1	0%	2	0%	0	0%	3	0%	0	0%	1	0%	73	9%

Note: Percentages may not be exact due to rounding.



PART-TIME FACULTY

Fall Semester 2010 - Employee Data *

Department / Program	Ethnic / Gender																		Total
	African American		Asian		Caucasian		Filipino		Latino/a		Native American		Other Unknown		Pacific Islander		Southeast		
	Male	Female	Male	Female	Male	Female	Male	Female	Male	Female	Male	Female	Male	Female	Male	Female	Male	Female	
Admin of Justice/Fire Science	2		6	1	22	1	1		3				1		1				38
Affirmative Action	1					1													2
African-American Studies	1	1																	2
Aircraft Maintenance			1																1
Apprenticeship Program	1				12				2				4						19
Architecture			2	1	5	2	1		1	1				1					14
Art		1	1	1	6	11			3				1	2					26
Asian Amer Pacific Student Success			1																1
Asian American Studies				1			1	1										1	4
Asian Studies			1	1															2
Astronomy					2	1							1						4
Automotive	1	1	3		4				5				1		1				16
Behavioral Sciences		1	2	1	3	9	1			1				1					19
Biological Sciences			2	1	8	7	1						2						21
Broadcast Electronic Media Arts					4	3								1					8
Business-Credit	2	1	4		11	8	1		2					1					30
Business-NC	6	6	5	4	8	5		2		5				1					42
Calworks				1															1
Campuses					1														1
Career and Technical Education						2							1						3
CDPC				1		1			1	1									4
Chemistry														1					1
Child Development & Family Studies		3	2	4	2	12		2	1	1			1	1				1	30
Cinema	1				4	5	1			1									12
Civic Center Campus	1		1															1	3
Computer Networking and Information	3	1	2	1	1	2			1										11
Computer Science					4														4
Concert/Lectures						1													1
Consumer Education		2		3		4													9
Continuing Education		1		1	4	9			2	2			1	1					21
Continuing Student Counseling				2		1		1	1										5
Contract Education					4	2				1									7
Culinary Arts & Hospitality		1			2	4													7
Dental Assisting						3													3
Diagnostic Medical Imaging	1				1	1													3
Disabled Students Program				2	2	8			2										14
Earth Sciences					1	3			1						1				6
Engineering & Technology	1		7	2	10	4			1					1					26
English	1	1	1		13	24		2	3	1			1	2					49
Environmental Hort. & Floristry				1	2	3													6
EOPS				1															1
ESL		1	8	14	25	36		1	1	1			2	9			2		100
Fashion	1	1			1	12				1									16
Foreign Languages				18	6	18		1	3	1			1					1	49
Foreign Students/Internatl Students														1					1
Gay, Lesbian & Bi-Sexual Studies					1	1		1											3
Graphic Communications	1			2	4	6		1		1				1					16
Health Care Tech			2	2	12	10	1		1	1				1					30
Health Education		3	2	3	1	9	1		3				1	4					27
Institute for International Student				1	2	2				2				1					8
Institutional Sup - Castro/Valencia						1													1
Instructional Computer Lab			2			1							1						4
Interdisciplinary Studies (IDST)		1	2	3	4	3			1					1	1				16
International Student Counseling				2											1				3
Journalism					2	1													3
Labor & Community Studies				1	1	1			1	1									5
Language Center			1		1	3													5
Latin American and Latino/a Studies									3	1									4
Learning Assistance Programs					1	2													3
Library		2		2	2	1				1									8
Library Information Technology			1	1		1													3
Mathematics			5	2	15	4				1								1	28
Mission Campus						1													1
Music	2	1	2	2	8	1			2				1						19
New Student Counseling	1	3	1	1		3												1	10
Nursing - Licensed Vocational		1		2		4		2		1									10

Department / Program	Ethnic / Gender																Total		
	African American		Asian		Caucasian		Filipino		Latino/a		Native American		Other Unknown		Pacific Islander			Southeast	
	Male	Female	Male	Female	Male	Female	Male	Female	Male	Female	Male	Female	Male	Female	Male	Female		Male	Female
Nursing-RN				2		12		5		1				1					21
Older Adults		1	1	1		10			1	1				2					17
Philippines Studies								1											1
Photography	1			1	5	9													16
Physical Education & Dance	1	1	1	3	13	15	1		2										37
Physics			1	1	3	1			1	1				1					9
Radiation Oncology Technology						1													1
Social Sciences	2	1	1	1	11	5	1		5	1				2					30
Student Health	1			5	2	9				2				1					20
Study Abroad Program					1	2								1					4
Theater Arts				1	1				1										3
Transitional Studies	2	2			5	8			4	1				1	1				24
Women's Studies Program				1															1
SUB-TOTAL	34	38	71	102	263	330	11	20	55	36	0	0	24	37	5	0	5	3	1034
TOTAL	72		173		593		31		91		0		61		5		8		
PERCENTAGE	7%		17%		57%		3%		9%		0%		6%		0%		1%		

*Employee count is based on raw data submitted to the State Chancellor's Office by CCSF, ITS.

Note: percentages may not be exact due to rounding.

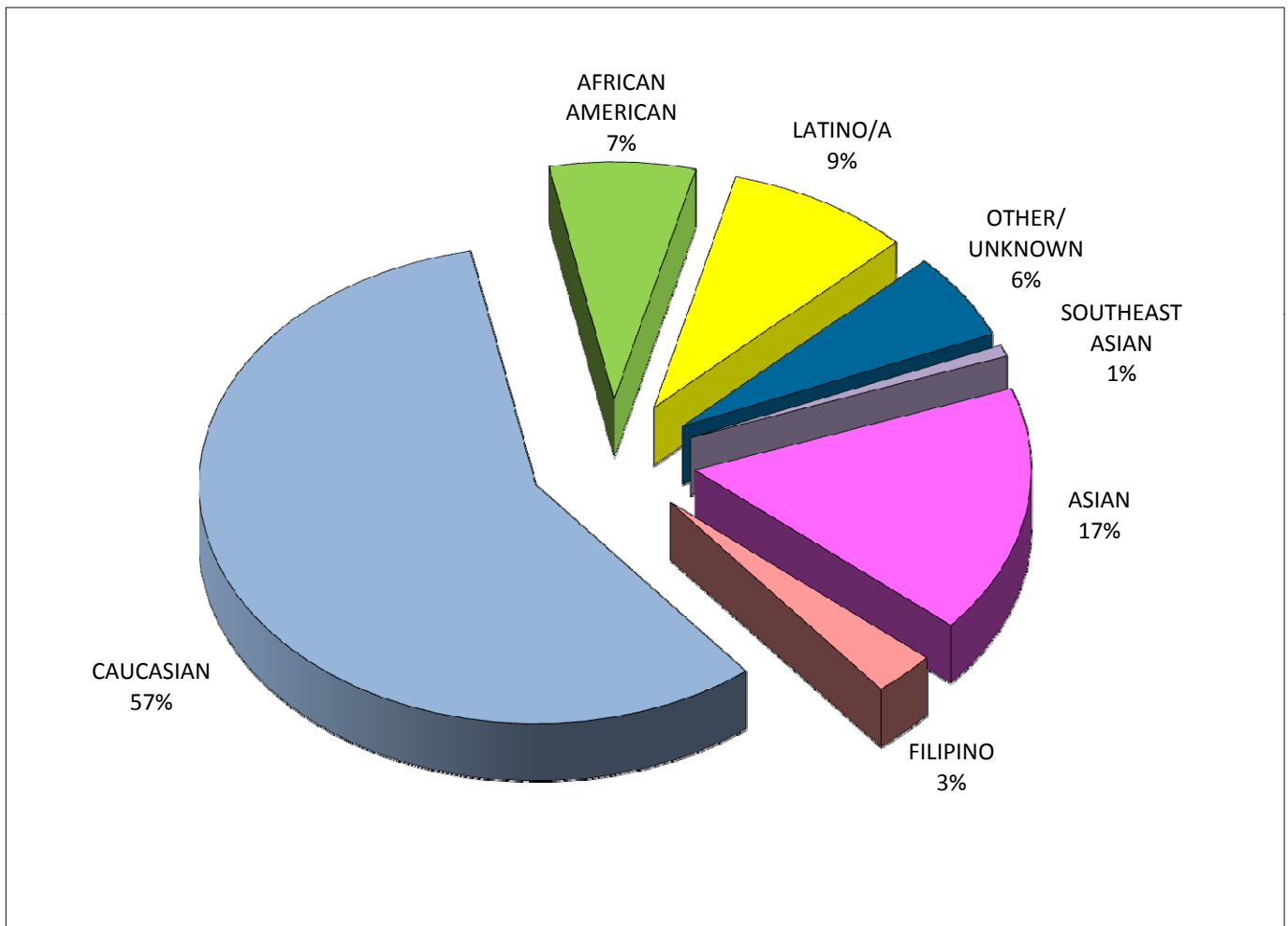
PART-TIME FACULTY

(Fall 2010 Staff Data)

ETHNIC / GENDER / AFFIRMATIVE ACTION DATA

	AFRICAN AMERICAN		ASIAN		CAUCASIAN		FILIPINO		LATINO/A		NATIVE AMERICAN		OTHER/ UNKNOWN		PACIFIC ISLANDER		SOUTHEAST ASIAN		TOTAL FILLED POSITIONS	
	#	PCT.	#	PCT.	#	PCT.	#	PCT.	#	PCT.	#	PCT.	#	PCT.	#	PCT.	#	PCT.	#	PCT.
FEMALE	38	4%	102	10%	330	32%	20	2%	36	3%	0	0%	37	4%	0	0%	3	0%	566	55%
MALE	34	3%	71	7%	263	25%	11	1%	55	5%	0	0%	24	2%	5	0%	5	0%	468	45%
TOTAL	72	7%	173	17%	593	57%	31	3%	91	9%	0	0%	61	6%	5	0%	8	1%	1034	100%
DISABLED	0	0%	7	1%	20	2%	1	0%	2	0%	0	0%	5	0%	0	0%	0	0%	35	3%
VETERAN	6	1%	4	0%	28	3%	0	0%	6	1%	0	0%	2	0%	1	0%	0	0%	47	5%
GAY/LESBIAN	1	0%	2	0%	41	4%	1	0%	7	1%	0	0%	1	0%	1	0%	0	0%	54	5%

Note: Percentages may not be exact due to rounding.



FULL-TIME CLASSIFIED

Fall Semester 2010 - Employee Data *

Department / Program	Ethnic / Gender																		Total
	African American		Asian		Caucasian		Filipino		Latino/a		Native American		Other Unknown		Pacific Islander		Southeast		
	Male	Female	Male	Female	Male	Female	Male	Female	Male	Female	Male	Female	Male	Female	Male	Female	Male	Female	
A & R Dean's Office - Credit	1	3		4			2	2	1	3			1	2					19
Academic Admin - Chnatwn/NB				1															1
Academic Admin - John Adams		1		2	1		1												5
Academic Administration - Dwnwtwn				1															1
Academic Senate			1																1
Administrative Services - Regular	1		1	3					2	2								1	10
Admissions & Records		1	2	6	2	2		1		1			1				1		17
Affirmative Action			1																1
African Am Scholastic Pgm			1																1
Aircraft Maintenance	1																		1
Apprenticeship Program								1											1
Asian Amer Pacific Student Success								1											1
Associate Dean: A&R (Non Credit)			1	5	2		2			3									13
Automotive					1		1								1				3
Behavioral Sciences		1																	1
Biological Sciences			1	1		1													3
Broadcast Electronic Media Arts									1										1
Buildings & Grounds		1	9	3	19		5		5				1		1	1			45
Business-Credit	1																		1
Calworks						1													1
Campuses	1									1									2
Career and Technical Education				1				3											4
CCMP-Direct Admin/IDC				1		1			1										4
CDPC		1																	1
Chancellor's Office					1	1								1					3
Channel 75						1									1				2
Chemistry			1		1														2
Child Development & Family Studies		3		7		2		1		9			2				2		26
Cinema				1															1
Civic Center Campus				2		1													3
College Publications				2		2													4
Computer Science													1						1
Continuing Education			1		1														2
Continuing Student Counseling									1	2									3
Contract Education				1		1		1											3
Controller		1	3	2			1	4										1	13
Culinary Arts & Hospitality	1	2		3		2			2	1									11
Custodial Services	14	3	16	23	1	2	10	1	5	5			1				6	1	88
Dean of Student Support Services						1													1
Dean's Office - Applied Sciences							1												1
Dean's Office-Behavior & Social Sci				1															1
Dean's Office-Liberal Arts		2				2													4
Dean's Office-Science & Math Dept						1													1
Disabled Students Program			2		1			1								1			5
District Business Services - Office					1														1
Employee Relations					1	1													2
Engineering & Technology				1	1														2
English		1				1													2
Environmental Hort. & Floristry						1													1
EOPS		1		3															4
ESL				1	1														2
Evans Campus								1											1
F/A - Scholarship						1				1									2
Facilities Planning			2	3	1														6
Financial Aid & EOPS										1									1
Financial Aid Office		1		4	3	4	1	3	1	3			1				1	2	24
Foreign Languages													1						1
Foreign Students/Internatl Students				1				1											2
GED/Assessment Center									1	1									2
General Counsel Office								1											1
Government Relations				1															1
Grant Fiscal Services				3				1											4
Graphic Communications					1	1			1				2						5
Health Care Tech																		1	1
Health Education				1															1
HIV/STD Education Office						1													1

Department / Program	Ethnic / Gender																		Total
	African American		Asian		Caucasian		Filipino		Latino/a		Native American		Other Unknown		Pacific Islander		Southeast		
	Male	Female	Male	Female	Male	Female	Male	Female	Male	Female	Male	Female	Male	Female	Male	Female	Male	Female	
Hospitality				1															1
Human Resources		3		3				1											7
Human Resources - General		1	1	3				4	1	3				1		1			15
Inst Res - Broadcasting					2	1		1						1					5
Inst. Res - Audio Visual				2		1													3
Institutional Sup - Chntwn/NB				3															3
Institutional Sup - Dwntw				1						1				1					3
Instructional Computer Lab				5					1										6
International Student Counseling										1									1
ITS				7	6	6	3	1	1	5	2			1	2			1	35
Language Center				1															1
Latino Services Network							1			1									2
Learning Assistance Programs	1			1	1	2	2			1	1								9
Library		4		5	10	2	9			2	1			2				1	36
Library Information Technology																		1	1
Mail Services	1							2			1							1	5
Management Analyst								1											1
Mathematics					1	2	1							1				2	7
Matriculation Office		1		2	2													1	6
Mission Campus						1													5
Music				1						1									2
National Science Foundation Grant							1												1
New Student Counseling		4		1							2								7
Nursing - Licensed Vocational					1														1
Nursing-RN					1				1		1								3
Other Services						1													1
Outreach & Recruitment Services							1				1								2
Payroll		3			6	1				1									12
Photography	1																		1
Physical Education & Dance	1	1		1	1					1						1			7
Physics										1									1
Professional Development		1																	1
Provost's Office					2														2
Public Information														1					1
Public Safety	1	1		4		11		1	1	11	4			1				1	36
Purchasing				1	1	1	1												4
Research and Policy		1		1	1	1	1												5
Retention Program																			1
Small Business				1															1
Social Sciences											1								1
Southeast Campus	1	2				1				1									5
Student Activities					1														1
Student Affairs Office							1							2					3
Student Health		1		1	3	1	1												8
Student Services										1									1
Student Services - Civic Center						1													1
Student Services - Dwntwn				1															1
Study Abroad Program							1												1
Tenure Review								1											1
Testing		2		1				1			1								6
Theater Arts														1					1
TLC(Technology Learning Center)						1													1
TMI(Technology Mediated Instruction)		1			1			1											3
Transfer Counseling				1	1														2
Transitional Studies							1				1								2
TRC/SLIAG(ABE)																			1
Vice Chancellor Admn/Finance														1					1
Vice Chancellor Student Development									1										1
Workforce-Job Development							1												1
SUB-TOTAL	26	49	79	139	73	58	33	37	46	59	0	0	7	23	3	3	13	15	663
TOTAL	75	218	131	70	105	0	30	6	28	663									
PERCENTAGE	11%	33%	20%	11%	16%	0%	5%	1%	4%										

*Employee count is based on raw data submitted to the State Chancellor's Office by CCSF, ITS.
Note: percentages may not be exact due to rounding.

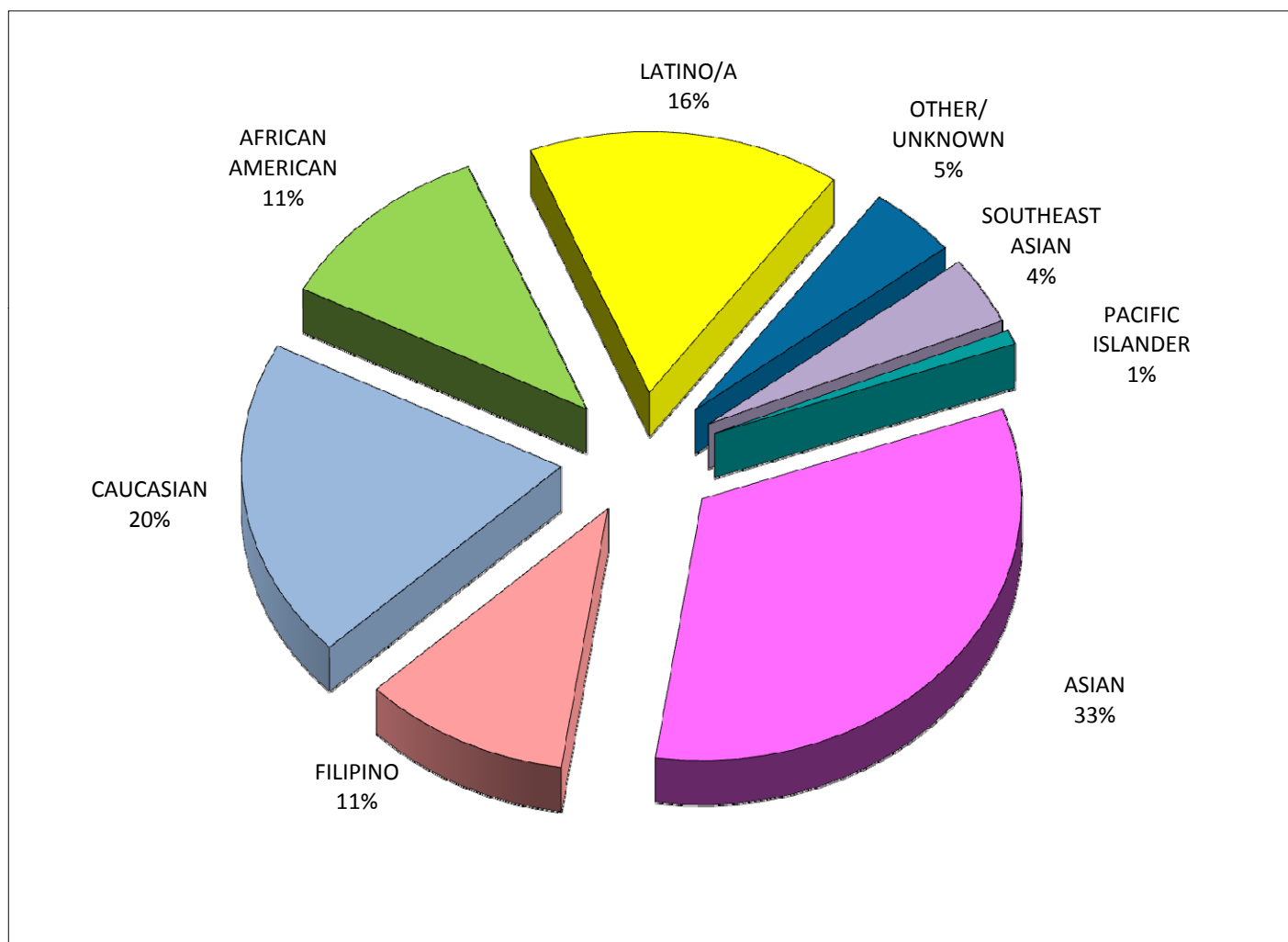
FULL-TIME CLASSIFIED

(Fall 2010 Staff Data)

ETHNIC / GENDER / AFFIRMATIVE ACTION DATA

	AFRICAN AMERICAN		ASIAN		CAUCASIAN		FILIPINO		LATINO/A		NATIVE AMERICAN		OTHER/ UNKNOWN		PACIFIC ISLANDER		SOUTHEAST ASIAN		TOTAL FILLED POSITIONS	
	#	PCT.	#	PCT.	#	PCT.	#	PCT.	#	PCT.	#	PCT.	#	PCT.	#	PCT.	#	PCT.	#	PCT.
FEMALE	49	7%	139	21%	58	9%	37	6%	59	9%	0	0%	23	3%	3	0%	15	2%	383	58%
MALE	26	4%	79	12%	73	11%	33	5%	46	7%	0	0%	7	1%	3	0%	13	2%	280	42%
TOTAL	75	11%	218	33%	131	20%	70	11%	105	16%	0	0%	30	5%	6	1%	28	4%	663	100%
DISABLED	5	1%	5	1%	12	2%	3	0%	6	1%	0	0%	2	0%	0	0%	1	0%	34	5%
VETERAN	3	0%	1	0%	11	2%	2	0%	1	0%	0	0%	0	0%	1	0%	1	0%	20	3%
GAY/LESBIAN	0	0%	1	0%	7	1%	1	0%	0	0%	0	0%	1	0%	0	0%	0	0%	10	2%

Note: Percentages may not be exact due to rounding.



PART-TIME CLASSIFIED

Fall Semester 2010 - Employee Data *

Department / Program	Ethnic / Gender																		Total
	African American		Asian		Caucasian		Filipino		Latino/a		Native American		Other Unknown		Pacific Islander		Southeast		
	Male	Female	Male	Female	Male	Female	Male	Female	Male	Female	Male	Female	Male	Female	Male	Female	Male	Female	
A & R Dean's Office - Credit										1									1
Academic Admin - Chnatwn/NB			1																1
Academic Admin - John Adams					1														1
Admin of Justice/Fire Science								1											1
Administrative Services - Regular								1										1	2
Admissions & Records				1								1							2
Aircraft Maintenance																	1		1
Articulation				1															1
Associate Dean: A&R (Non Credit)			1	4					1	1									7
Automotive	1		2	1			1	1											6
Biological Sciences						1													1
Broadcast Electronic Media Arts					1														1
Buildings & Grounds			1		1														2
Business-NC	1			3	1			1		1									7
Calworks		1														1			2
Career and Technical Education						1													1
Child Development & Family Studies		5		6		6				5					1			2	25
Civic Center Campus				1															1
Computer Networking and Information								1											1
Continuing Education		1																	1
Continuing Student Counseling										1									1
Contract Education										1									1
Controller							1	1											2
Culinary Arts & Hospitality			1	1					1									1	4
Disabled Students Program		1	1		2	4		3					2					1	14
Eco Dev					1														1
Engineering & Technology									1										1
English		1			1	2	1												5
ESL				3															3
Financial Aid Office													1						1
GED/Assessment Center									1										1
Health Care Tech														1					1
Health Education					1														1
Human Resources - General						1		1											2
Inst Res - Broadcasting										1									1
Institute for International Student			1																1
Institutional Sup - Chntwn/NB			2																2
Institutional Sup - John Adams				1															1
ITS			1	1															2
Labor & Community Studies				1															1
Learning Assistance Programs				1	2	1							1						5
Library		2		1															3
Mail Services				1															1
Mathematics					1	1			1										3
Matriculation Office			2																2
Mission Campus										4									4
New Student Counseling				3															3
Physical Education & Dance	1			1						1									3
Public Information					1	1													2
Public Safety			2																2
Southeast Campus				1															1
Student Activities			1	1		1	1												4
Student Health									1										1
Student Services - John Adams																		1	1
Testing			1		1	1	1												4
Theater Arts						1							2						3
TMI(Technology Mediated Instruction)		1																	1
Transitional Studies		1		1	2	3				2									9
TRC/SLIAG(ABE)			1	1				1						1					4
Vesl			1																1
SUB-TOTAL	3	13	18	36	15	24	5	12	6	18	0	1	5	3	1	1	3	4	
TOTAL																			168
PERCENTAGE	10%		32%		23%		10%		14%		1%		5%		1%		4%		

*Employee count is based on raw data submitted to the State Chancellor's Office by CCSF, ITS.

Note: percentages may not be exact due to rounding.

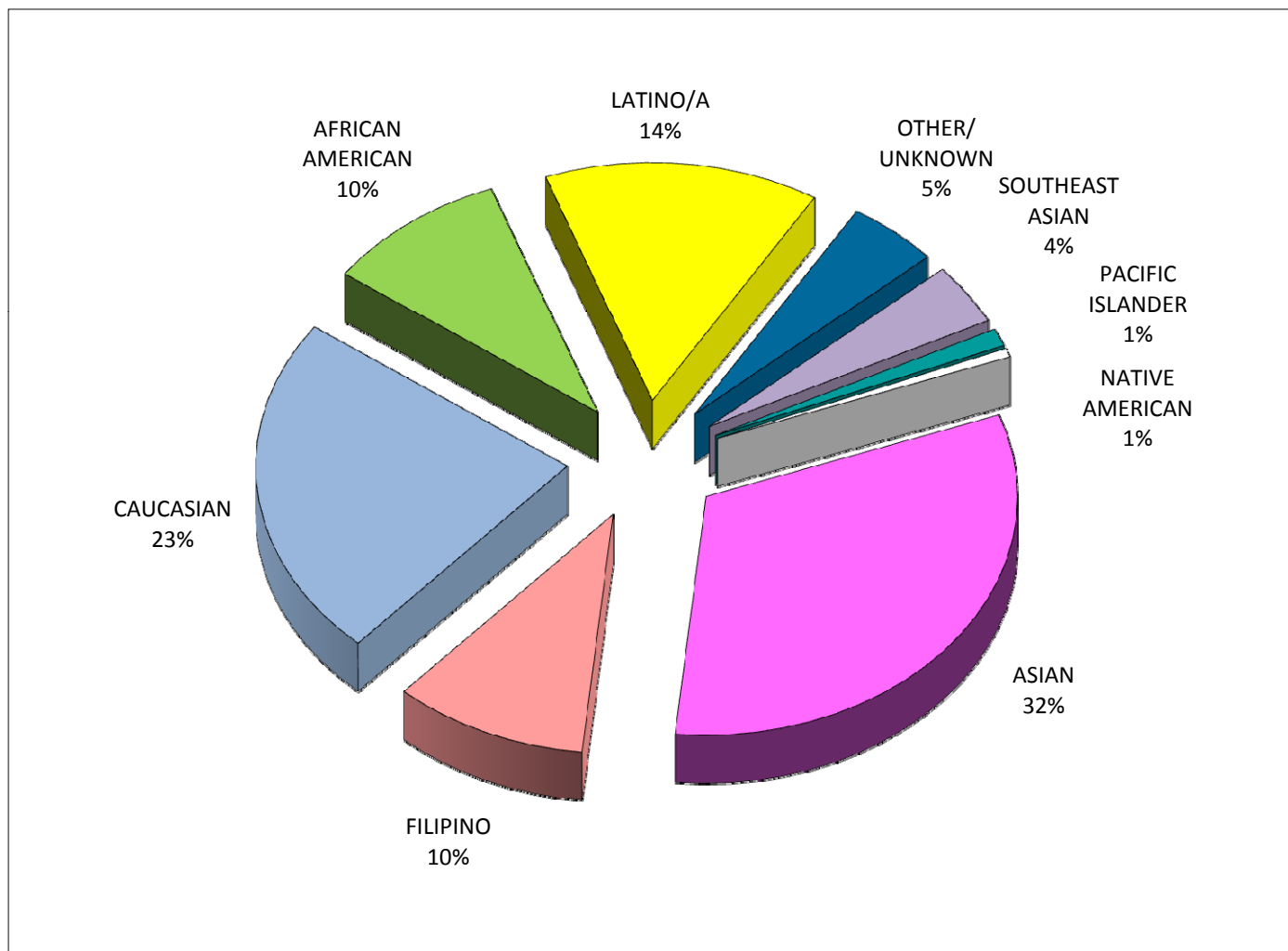
PART-TIME CLASSIFIED

(Fall 2010 Staff Data)

ETHNIC / GENDER / AFFIRMATIVE ACTION DATA

	AFRICAN AMERICAN		ASIAN		CAUCASIAN		FILIPINO		LATINO/A		NATIVE AMERICAN		OTHER/ UNKNOWN		PACIFIC ISLANDER		SOUTHEAST ASIAN		TOTAL FILLED POSITIONS	
	#	PCT.	#	PCT.	#	PCT.	#	PCT.	#	PCT.	#	PCT.	#	PCT.	#	PCT.	#	PCT.	#	PCT.
FEMALE	13	8%	36	21%	24	14%	12	7%	18	11%	1	1%	3	2%	1	1%	4	2%	112	67%
MALE	3	2%	18	11%	15	9%	5	3%	6	4%	0	0%	5	3%	1	1%	3	2%	56	33%
TOTAL	16	10%	54	32%	39	23%	17	10%	24	14%	1	1%	8	5%	2	1%	7	4%	168	100%
DISABLED	1	1%	2	1%	3	2%	1	1%	0	0%	0	0%	1	1%	0	0%	2	1%	10	6%
VETERAN	0	0%	2	1%	1	1%	0	0%	0	0%	0	0%	0	0%	0	0%	0	0%	3	2%
GAY/LESBIAN	0	0%	0	0%	2	1%	0	0%	0	0%	0	0%	0	0%	0	0%	0	0%	2	1%

Note: Percentages may not be exact due to rounding.



**EMPLOYEE DATA
Fall 2011**

(Pages 92 - 105)

ADMINISTRATORS

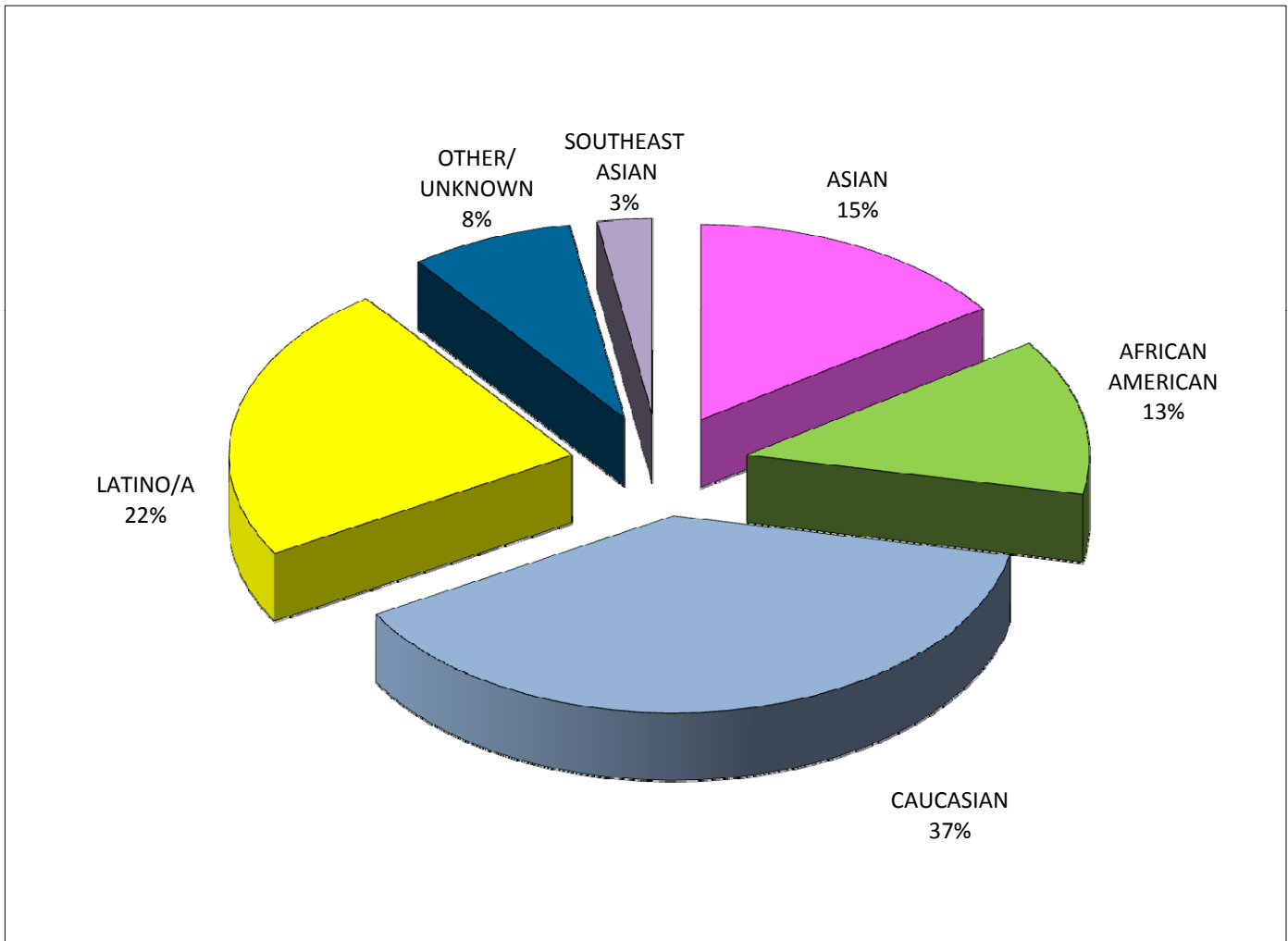
(Fall 2011 Staff Data)

ETHNIC / GENDER / AFFIRMATIVE ACTION DATA

	AFRICAN AMERICAN		ASIAN		CAUCASIAN		FILIPINO		LATINO/A		NATIVE AMERICAN		OTHER/ UNKNOWN		PACIFIC ISLANDER		SOUTHEAST ASIAN		TOTAL FILLED POSITIONS	
	#	PCT.	#	PCT.	#	PCT.	#	PCT.	#	PCT.	#	PCT.	#	PCT.	#	PCT.	#	PCT.	#	PCT.
FEMALE	3	8%	3	8%	7	18%	0	0%	4	10%	0	0%	3	8%	0	0%	1	3%	21	54%
MALE	2	5%	3	8%	8	21%	0	0%	5	13%	0	0%	0	0%	0	0%	0	0%	18	46%
TOTAL	5	13%	6	15%	15	38%	0	0%	9	23%	0	0%	3	8%	0	0%	1	3%	39	100%

DISABLED	0	0%	0	0%	0	0%	0	0%	0	0%	0	0%	1	3%	0	0%	0	0%	1	3%
VETERAN	1	3%	0	0%	1	3%	0	0%	0	0%	0	0%	0	0%	0	0%	0	0%	2	5%
GAY/LESBIAN	0	0%	0	0%	1	3%	0	0%	2	5%	0	0%	0	0%	0	0%	0	0%	3	8%

Note: Percentages may not be exact due to rounding.



FULL-TIME FACULTY

Fall Semester 2011 - Employee Data *

Department / Program	Ethnic / Gender																Total		
	African American		Asian		Caucasian		Filipino		Latino/a		Native American		Other Unknown		Pacific Islander			Southeast	
	Male	Female	Male	Female	Male	Female	Male	Female	Male	Female	Male	Female	Male	Female	Male	Female		Male	Female
Academic Senate						1													1
African Am Scholastic Pgm	1	2								1									4
African-American Studies	1																		1
Aircraft Maintenance						1													1
Architecture			1		1		1		1										4
Art			2	1	2	8			2	1									16
Asian Amer Pacific Student Success			1	1				1											3
Asian American Studies				1															1
Astronomy			1		1	1													3
Automotive					2	2							1						5
Behavioral Sciences			1	3	4	2		1	1					1					13
Biological Sciences		2	1	1	7	9			2	1								1	24
Broadcast Electronic Media Arts	1				1	3													5
Business-Credit	3	2	3	1	5	8		1	2	1				1				1	28
Business-NC	3	2		1	1	4			2	1									14
Calworks		1												1					2
Career and Technical Education						1							1						2
CDPC				1		1		1		3									6
Chemistry			4	1	4	5												1	15
Child Development & Family Studies		4		4		5			1	2				2					18
Cinema					1	3													4
Computer Networking and Information					5	2				2									9
Computer Science	1				6	1								1					9
Consumer Education				2															2
Continuing Student Counseling		2			2	2		2	3	3		1		4					19
Contract Education				1															1
Culinary Arts & Hospitality	1	1	1	1	7	3													14
Dental Assisting				1															1
Diagnostic Medical Imaging					1	1													2
Disabled Students Program			1	1	2	7	1			1									13
Earth Sciences					2	2													4
Eco Dev					1														1
Engineering & Technology			1		4	2			1										8
English	2	1	1	1	22	33		1	5	3			1	5					75
Environmental Hort. & Floristry			1		1	2					1								5
EOPS			1	1						2									4
ESL		3	5	24	32	77	3	2	3	3			1	8	1			1	163
Fashion						2													2
Financial Aid Office				2			1			1									4
Foreign Languages			1	5	4	2			1	4									17
Gay, Lesbian & Bi-Sexual Studies						1													1
Graphic Communications			1		3	2													6
Health Care Tech				1		6		1											8
Health Education		1		2		5			1	1									10
Institute for International Student						1													1
Interdisciplinary Studies (IDST)					1	1													2
International Student Counseling		1	1				1												3
Journalism									1										1
Labor & Community Studies					1														1
Language Center				1															1
Latin American and Latino/a Studies									2										2

Department / Program	Ethnic / Gender																		Total	
	African American		Asian		Caucasian		Filipino		Latino/a		Native American		Other Unknown		Pacific Islander		Southeast			
	Male	Female	Male	Female	Male	Female	Male	Female	Male	Female	Male	Female	Male	Female	Male	Female	Male	Female		
Latino Services Network						1			1	2									4	
Learning Assistance Programs			1	1	1	3													6	
Library	1	2	3	3	3	5			2	1				1					21	
Library & Learning Resources Center					1														1	
Library Information Technology					1														1	
Mathematics			3	3	14	8			3	1			2				1		35	
Matriculation Office				1															1	
Mentoring&Service-Learning								1											1	
Music	1		1	1	4	2								1					10	
New Student Counseling	5	3	2	8	1	1	3	1	3	5			1						33	
Nursing - Licensed Vocational		2	1	2		5		4	1										15	
Nursing-RN				2	1	6				3									12	
Older Adults						1													1	
Philippines Studies							1												1	
Photography			1		2	1													4	
Physical Education & Dance	1	2	4	2	7	4			2	1			1	1	1		1		27	
Physics			1	2	4	2													9	
Radiation Oncology Technology			1			1													2	
Social Sciences	2	1			4	7			3	1			3						21	
Student Health				1		1													2	
Theater Arts		1			2	1													4	
TLC(Technology Learning Center)						1													1	
Transfer Counseling			1		1									1					3	
Transitional Studies	1				1	4				2		1							9	
Women's Studies Program						1													1	
SUB-TOTAL	24	33	47	84	170	261	11	16	43	46	1	2	11	27	2	0	2	4	784	
TOTAL	57		131		431		27		89		3		38		2		6			
PERCENTAGE	7%		17%		55%		3%		11%		0%		5%		0%		1%			

*Employee count is based on raw data submitted to the State Chancellor's Office by CCSF, ITS.

Note: percentages may not be exact due to rounding.

FULL-TIME FACULTY

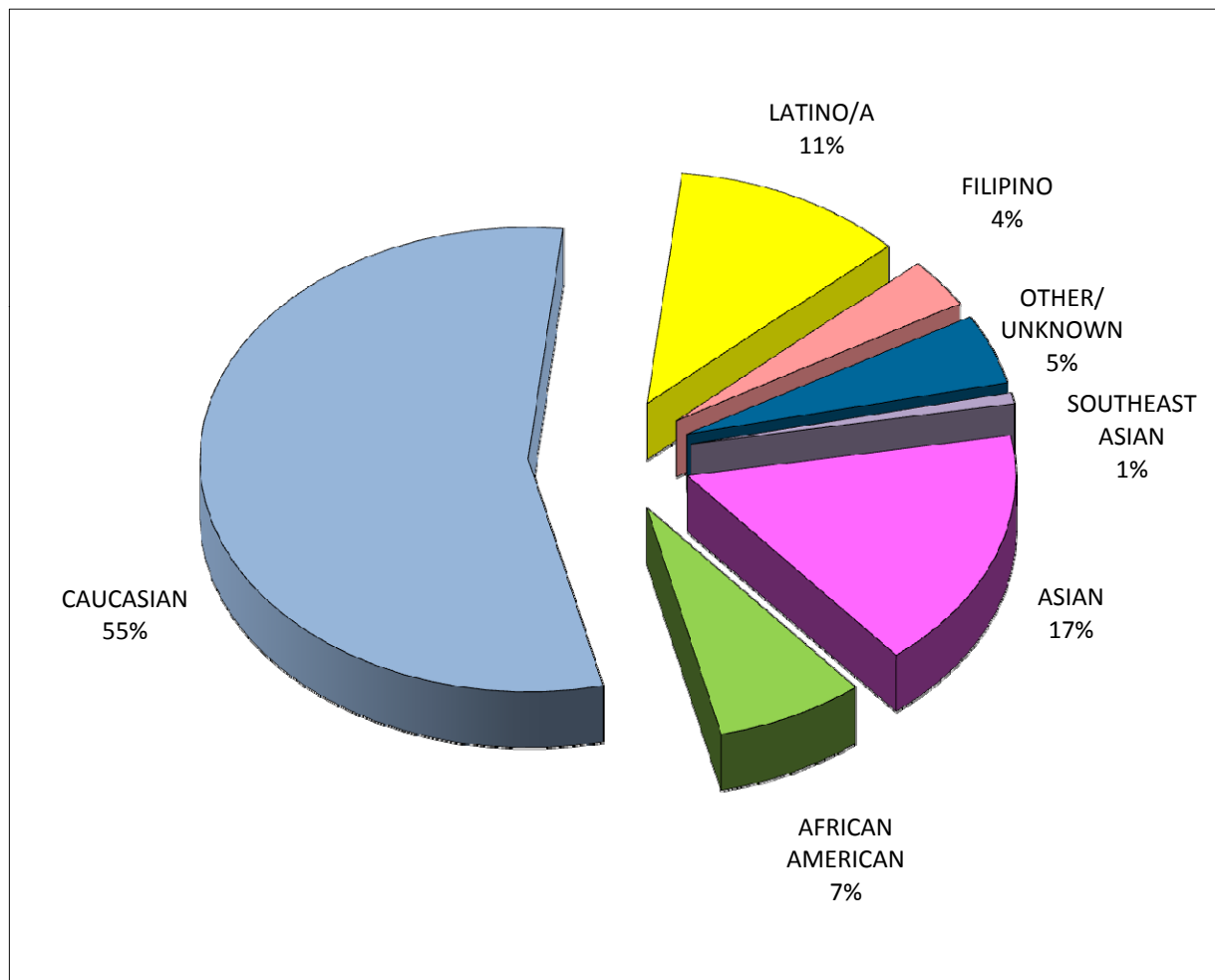
(Fall 2011 Staff Data)

ETHNIC / GENDER / AFFIRMATIVE ACTION DATA

	AFRICAN AMERICAN		ASIAN		CAUCASIAN		FILIPINO		LATINO/A		NATIVE AMERICAN		OTHER/ UNKNOWN		PACIFIC ISLANDER		SOUTHEAST ASIAN		TOTAL FILLED POSITIONS	
	#	PCT.	#	PCT.	#	PCT.	#	PCT.	#	PCT.	#	PCT.	#	PCT.	#	PCT.	#	PCT.	#	PCT.
FEMALE	33	4%	84	11%	261	33%	16	2%	46	6%	2	0%	27	3%	0	0%	4	1%	473	60%
MALE	24	3%	47	6%	170	22%	11	1%	43	5%	1	0%	11	1%	2	0%	2	0%	311	40%
TOTAL	57	7%	131	17%	431	55%	27	3%	89	11%	3	0%	38	5%	2	0%	6	1%	784	100%

DISABLED	3	0%	4	1%	28	4%	0	0%	3	0%	0	0%	4	1%	0	0%	0	0%	42	5%
VETERAN	4	1%	4	1%	10	1%	0	0%	5	1%	0	0%	1	0%	0	0%	0	0%	24	3%
GAY/LESBIAN	1	0%	2	0%	58	7%	2	0%	3	0%	0	0%	4	1%	0	0%	1	0%	71	9%

Note: Percentages may not be exact due to rounding.



PART-TIME FACULTY

Fall Semester 2011 - Employee Data *

Department / Program	Ethnic / Gender																		Total
	African American		Asian		Caucasian		Filipino		Latino/a		Native American		Other Unknown		Pacific Islander		Southeast		
	Male	Female	Male	Female	Male	Female	Male	Female	Male	Female	Male	Female	Male	Female	Male	Female	Male	Female	
Admin of Justice/Fire Science	2		7	1	19	1	1		1				1		1				34
Affirmative Action	1					1													2
African-American Studies	1	1																	2
Aircraft Maintenance			1																1
Apprenticeship Program					13				2				2						17
Architecture	1		2	1	4	2			1	1			2				1		15
Art		1	1	1	5	13			3				1	1					26
Asian Amer Pacific Student Success			1																1
Asian American Studies				2			1	1									1		5
Asian Studies			1	1															2
Astronomy					1	2							1						4
Automotive	1	1	3		5				5				1		1				17
Behavioral Sciences	1	1	2	1	3	7				1			1	1					18
Biological Sciences			2	1	6	7	1						1						18
Broadcast Electronic Media Arts				1	4	2								1					8
Business-Credit	2	1	2		11	7	1		3					1					28
Business-NC	4	7	6	3	8	7		2		5			1						43
Calworks				1															1
Campuses						1		1		1									3
Career and Technical Education						2							1						3
CDPC					1														1
Chemistry					2									1					3
Child Development & Family Studies		3	2	4	2	9		1		2			1	1				1	26
Cinema	1				4	4	1			1									11
Civic Center Campus	1		1															1	3
Computer Networking and Information	3	1	2	1	3	1			1										12
Computer Science					3	1													4
Concert/Lectures						1													1
Consumer Education		2		4		5													11
Continuing Education		1		1	4	4			2	1			1	1					15
Continuing Student Counseling				1		1			1										3
Contract Education					3	3				1									7
Culinary Arts & Hospitality		1			1	5													7
Dental Assisting				1		2													3
Diagnostic Medical Imaging	1				1	1													3
Disabled Students Program				2	3	7			2										14
Earth Sciences					1	4									1				6
Engineering & Technology	1		7	2	10	4			1					1					26
English	1	1	1		12	18		2					1	2					38
Environmental Hort. & Floristry				1	2	2													5
EOPS				1															1
ESL		1	8	13	25	34		1	1	2			2	9			2		98
Evans Campus										1									1
Evening/Instructional Support						1													1
Fashion		1			1	9				1									12
Financial Aid Office	2																		2
Foreign Languages		1		13	6	16		1	3				1					1	42
Foreign Students/Internatl Students														1					1
Gay, Lesbian & Bi-Sexual Studies					1	1		1											3
Graphic Communications	1	1		2	5	6		1		1				1					18
Health Care Tech			2	2	13	11	1	1	1	1				1					33
Health Education		2	2	3	3	8	1		1	3			1	4					28
Institute for International Student				1	2	2				2									7
Instructional Computer Lab			2			1							1						4
Interdisciplinary Studies (IDST)			1	3	4	2			1					1	1				13
International Student Counseling				2															2
Journalism					2	1													3
Labor & Community Studies				1	1	1			2										5

Department / Program	Ethnic / Gender																		Total
	African American		Asian		Caucasian		Filipino		Latino/a		Native American		Other Unknown		Pacific Islander		Southeast		
	Male	Female	Male	Female	Male	Female	Male	Female	Male	Female	Male	Female	Male	Female	Male	Female	Male	Female	
Language Center			1		1	3													5
Latin American and Latino/a Studies									3	1									4
Learning Assistance Programs					1	3													4
Library		2		2	1	1				1									7
Library & Learning Resources Center						2													2
Library Information Technology			1	1		1													3
Mathematics	1		3	3	14	5				1							1		28
Mission Campus						1													1
Music	2	1	2	1	7	1			2				1						17
New Student Counseling	1	2	1	1		3												1	9
Nursing - Licensed Vocational				2		4		3											9
Nursing-RN				1		12		5		1			1						20
Older Adults		1	1	1		10			1	1				2					17
Philippines Studies								1											1
Photography	1			1	7	9													18
Physical Education & Dance	1	1	1	4	12	15	1		2										37
Physics	1		1	1	2	1			1	1				1					9
Radiation Oncology Technology						1													1
Retention Program		1					1												2
Social Sciences	1	1	1	2	11	7	2		5	1			2						33
Student Health	1			5	2	7				3				2					20
Study Abroad Program						1							1						2
Theater Arts				1	1				1										3
Transitional Studies	2	2	1		6	7	1		4	1			1	1					26
Women's Studies Program				1		1													2
SUB-TOTAL	35	38	69	98	259	312	12	21	50	35	0	0	24	35	4	0	6	3	1001
TOTAL	73		167		571		33		85		0		59		4		9		
PERCENTAGE	7%		17%		57%		3%		8%		0%		6%		0%		1%		

*Employee count is based on raw data submitted to the State Chancellor's Office by CCSF, ITS.

Note: percentages may not be exact due to rounding.

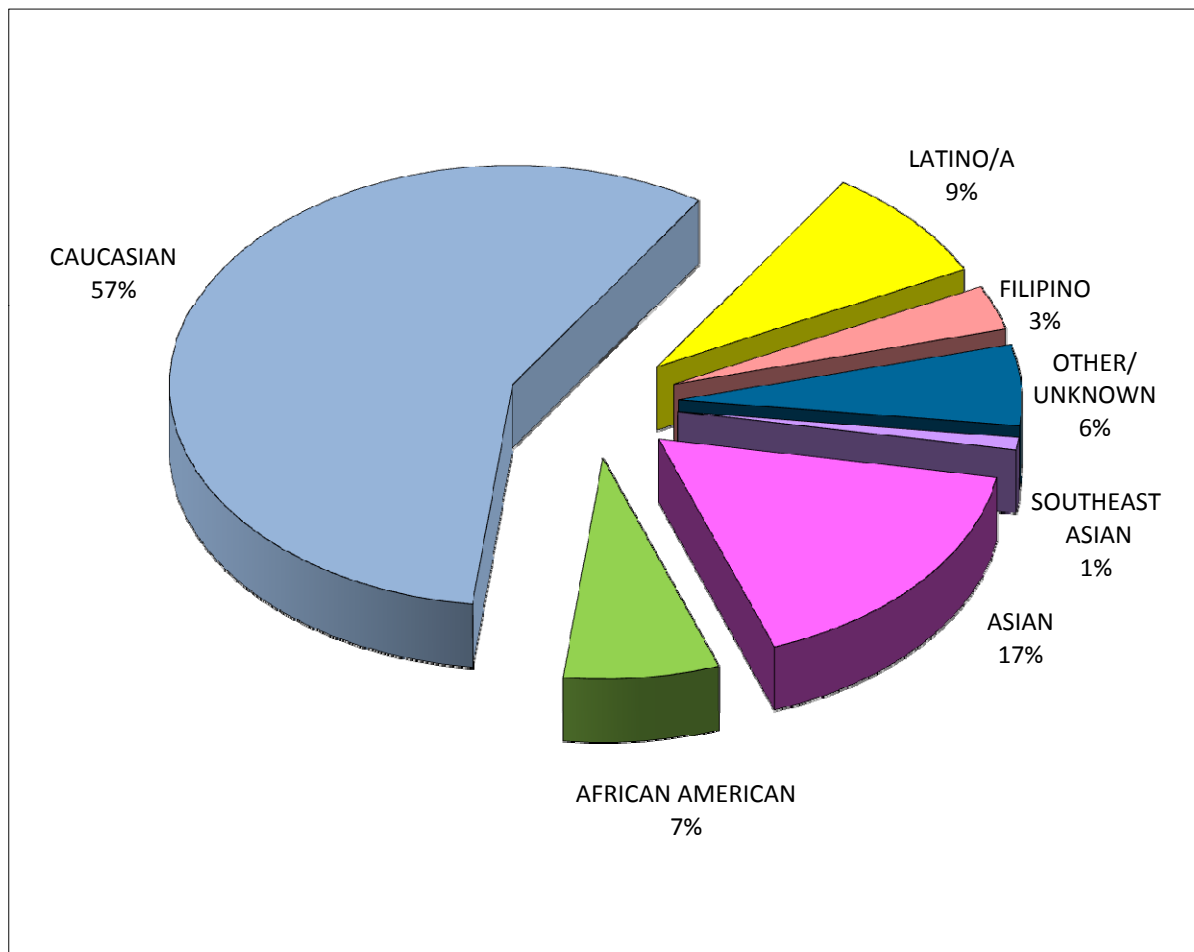
PART-TIME FACULTY

(Fall 2011 Staff Data)

ETHNIC / GENDER / AFFIRMATIVE ACTION DATA

	AFRICAN AMERICAN		ASIAN		CAUCASIAN		FILIPINO		LATINO/A		NATIVE AMERICAN		OTHER/ UNKNOWN		PACIFIC ISLANDER		SOUTHEAST ASIAN		TOTAL FILLED POSITIONS	
	#	PCT.	#	PCT.	#	PCT.	#	PCT.	#	PCT.	#	PCT.	#	PCT.	#	PCT.	#	PCT.	#	PCT.
FEMALE	38	4%	98	10%	312	31%	21	2%	35	3%	0	0%	35	3%	0	0%	3	0%	542	54%
MALE	35	3%	69	7%	259	26%	12	1%	50	5%	0	0%	24	2%	4	0%	6	1%	459	46%
TOTAL	73	7%	167	17%	571	57%	33	3%	85	8%	0	0%	59	6%	4	0%	9	1%	1001	100%
DISABLED	1	0%	6	1%	16	2%	0	0%	2	0%	0	0%	3	0%	0	0%	0	0%	28	3%
VETERAN	4	0%	4	0%	27	3%	0	0%	6	1%	0	0%	2	0%	1	0%	0	0%	44	4%
GAY/LESBIAN	1	0%	2	0%	41	4%	1	0%	5	0%	0	0%	2	0%	0	0%	0	0%	52	5%

Note: Percentages may not be exact due to rounding.



FULL-TIME CLASSIFIED

Fall Semester 2011 - Employee Data *

Department / Program	Ethnic / Gender																Total		
	African American		Asian		Caucasian		Filipino		Latino/a		Native American		Other Unknown		Pacific Islander			Southeast	
	Male	Female	Male	Female	Male	Female	Male	Female	Male	Female	Male	Female	Male	Female	Male	Female		Male	Female
A & R Dean's Office - Credit	1	3		2			2	2	2	3			1	1					17
Academic Admin - Chnatwn/NB				1															1
Academic Admin - John Adams				2			1												3
Academic Administration - Dwntwn				1															1
Academic Senate				1															1
Accounting				3															3
Administrative Services - Regular	1		1	3					2	2								1	10
Admissions & Records		2	2	6	2	3		1					1				1		18
Affirmative Action				1															1
African Am Scholastic Pgm				1															1
Aircraft Maintenance	1																		1
Apprenticeship Program								1											1
Asian Amer Pacific Student Success								1											1
Associate Dean: A&R (Non Credit)			1	5	2		2			2									12
Automotive					1		1								1				3
Behavioral Sciences		1																	1
Biological Sciences			1	1		1													3
Broadcast Electronic Media Arts									1										1
Buildings & Grounds		1	7	2	18		5		5					1				1	40
Business-Credit	1																		1
Calworks						1									1				2
Campuses										1									1
Career and Technical Education				1				3											4
CCMP-Direct Admin/IDC		1		1		1			1										4
CDPC		1																	1
Chancellor's Office				1	1	1							1						4
Channel 75						1							1						2
Chemistry				1		1													2
Child Development & Family Studies		3		7		2		1		9			2					2	26
Cinema				1															1
Civic Center Campus				2		1													3
College Publications				3	1														4
Computer Science													1						1
Continuing Education				1		1													2
Continuing Student Counseling									1	2									3
Contract Education				1		1		1		1									4
Controller		1	1	3		1		3										1	11
Culinary Arts & Hospitality	1	1		3	1	1			2										9
Custodial Services	14	4	16	27	1	2	10	1	5	5			1				6	1	93
Dean of Student Support Services						1													1
Dean's Office - Applied Sciences							1												1
Dean's Office-Behavior & Social Sci				1															1
Dean's Office-Liberal Arts		2				2													4
Dean's Office-Science & Math Dept						1													1
Disabled Students Program			2					1					1		1				5
District Business Services - Office					1														1
Eco Dev	1																		1
Employee Relations					1	1													2
Engineering & Technology				1	1														2
English		1				1													2
Environmental Hort. & Floristry						1													1
EOPS		1		2															3
ESL				1	1														2
Evans Campus								1											1
F/A - Scholarship						1			1										2
Facilities Planning			2	3	1														6
Financial Aid & EOPS										1									1
Financial Aid Office		1		4	3	3	1	3	1	3			1				1	2	23

Department / Program	Ethnic / Gender																		Total
	African American		Asian		Caucasian		Filipino		Latino/a		Native American		Other Unknown		Pacific Islander		Southeast		
	Male	Female	Male	Female	Male	Female	Male	Female	Male	Female	Male	Female	Male	Female	Male	Female	Male	Female	
Foreign Languages														1					1
Foreign Students/Internatl Students				1				1											2
GED/Assessment Center									1	1									2
General Counsel Office								1											1
Government Relations				1															1
Grant Fiscal Services				3				1											4
Graphic Communications					1	1			1					2					5
Health Care Tech																		1	1
Health Education				1															1
HIV/STD Education Office						1													1
Hospitality				1															1
Human Resources		3		1				1											5
Human Resources - General		1	1	3				4	1	3				1		1			15
Inst Res - Broadcasting					2	1		1						1					5
Inst. Res - Audio Visual			2			1													3
Institutional Sup - Chntwn/NB				3															3
Institutional Sup - Dwntw			1							1				1					3
Instructional Computer Lab			4						1										5
International Student Counseling									1										1
ITS		1	6	5	6	3	1	1	4	2			1	2				1	33
John Adams Campus				1															1
Language Center			1																1
Latino Services Network							1			1									2
Learning Assistance Programs	1		1	1	2	2			1	1									9
Library		4	5	9	2	8			2	1				1				1	33
Library Information Technology																		1	1
Mail Services	1						2			1								1	5
Management Analyst							1												1
Mathematics					1	2	1							1				2	7
Matriculation Office			2	2														1	5
Mission Campus					1					3									4
Music				1					1										2
National Science Foundation Grant						1													1
New Student Counseling		3		1						2									6
Nursing - Licensed Vocational				1															1
Nursing-RN				1						1									2
Other Services			1		3														4
Outreach & Recruitment Services						1				1									2
Payroll		2	1	5	2			2	1	1									14
Photography	1																		1
Physical Education & Dance	1	1	1	1		1			1						1				7
Physics									1										1
Professional Development		1																	1
Provost's Office								1											1
Public Information														1					1
Public Safety	1	2	4		11		1	1	11	4			2				1		38
Purchasing			1		1	1													3
Research and Policy		1	1	1	1	1													5
Retention Program																		1	1
Small Business			1																1
Social Sciences										1									1
Southeast Campus	1	2						1											4
Student Activities								1											1
Student Affairs Office													2						2
Student Health			1	3	2	1													7
Student Services								1											1
Student Services - Civic Center				1															1
Student Services - Dwntwn			1																1
Study Abroad Program						1													1
Tenure Review				1		1													2
Testing		2	1			1		1		1									6

Department / Program	Ethnic / Gender																		Total	
	African American		Asian		Caucasian		Filipino		Latino/a		Native American		Other Unknown		Pacific Islander		Southeast			
	Male	Female	Male	Female	Male	Female	Male	Female	Male	Female	Male	Female	Male	Female	Male	Female	Male	Female		
Theater Arts														1						1
TLC(Technology Learning Center)					1															1
TMI(Technology Mediated Instruction)							1													1
Transfer Counseling				1																1
Transitional Studies						1				1										2
TRC/SLIAG(ABE)																			1	1
VETS - Veteran Resource Center									1	1										2
Vice Chancellor Admn/Finance														1						1
Vice Chancellor Student Development								1												1
Workforce-Job Development						1														1
SUB-TOTAL	26	46	77	134	73	56	32	38	48	57	0	0	8	21	3	3	13	15		
TOTAL	72		211		129		70		105		0		29		6		28		650	
PERCENTAGE	11%		32%		20%		11%		16%		0%		4%		1%		4%			

*Employee count is based on raw data submitted to the State Chancellor's Office by CCSF, ITS.

Note: percentages may not be exact due to rounding.

FULL-TIME CLASSIFIED

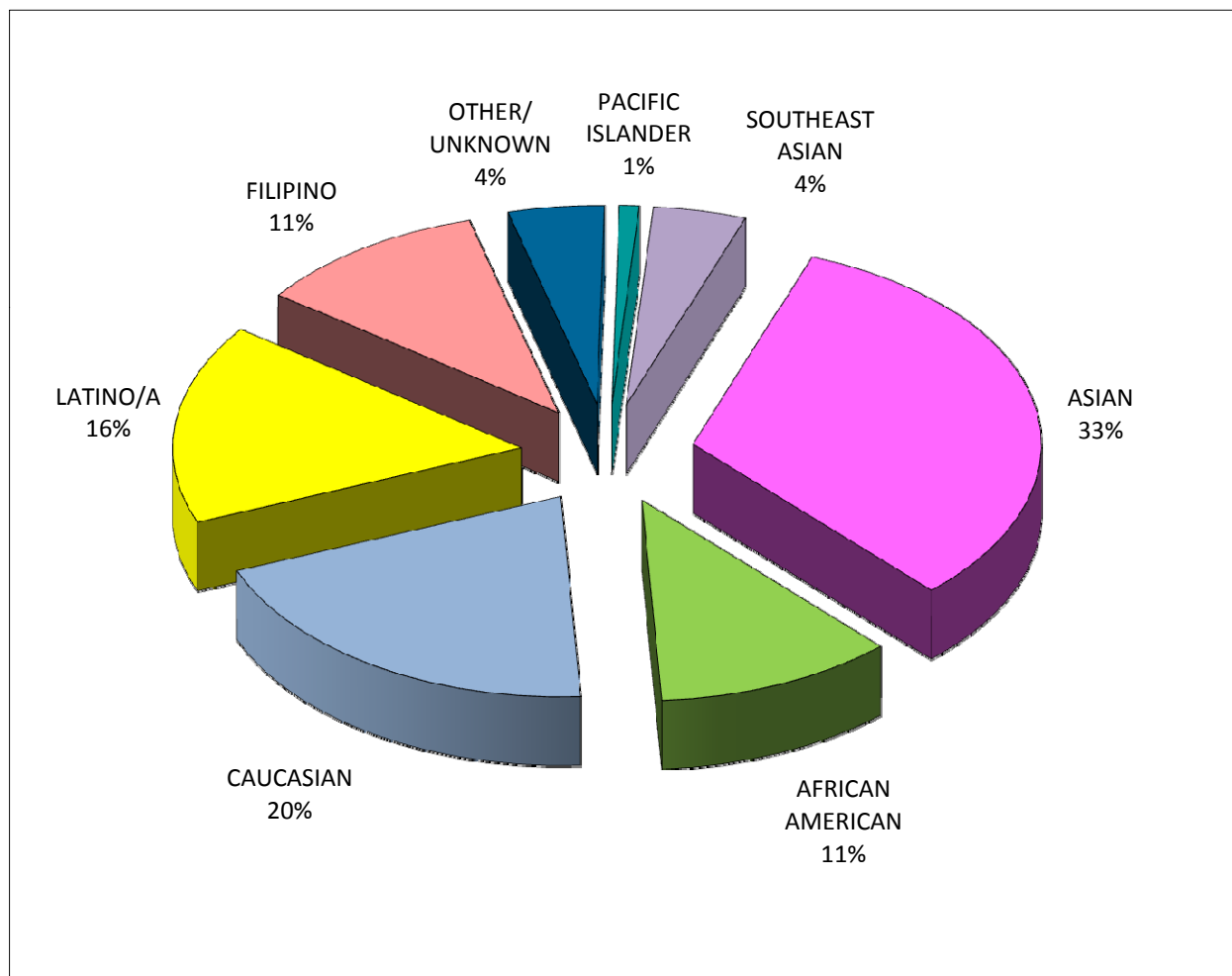
(Fall 2011 Staff Data)

ETHNIC / GENDER / AFFIRMATIVE ACTION DATA

	AFRICAN AMERICAN		ASIAN		CAUCASIAN		FILIPINO		LATINO/A		NATIVE AMERICAN		OTHER/ UNKNOWN		PACIFIC ISLANDER		SOUTHEAST ASIAN		TOTAL FILLED POSITIONS	
	#	PCT.	#	PCT.	#	PCT.	#	PCT.	#	PCT.	#	PCT.	#	PCT.	#	PCT.	#	PCT.	#	PCT.
FEMALE	46	7%	134	21%	56	9%	38	6%	57	9%	0	0%	21	3%	3	0%	15	2%	370	57%
MALE	26	4%	77	12%	73	11%	32	5%	48	7%	0	0%	8	1%	3	0%	13	2%	280	43%
TOTAL	72	11%	211	32%	129	20%	70	11%	105	16%	0	0%	29	4%	6	1%	28	4%	650	100%

DISABLED	4	1%	4	1%	11	2%	3	0%	5	1%	0	0%	3	0%	0	0%	1	0%	31	5%
VETERAN	3	0%	1	0%	10	2%	2	0%	1	0%	0	0%	0	0%	1	0%	1	0%	19	3%
GAY/LESBIAN	0	0%	1	0%	6	1%	1	0%	0	0%	0	0%	1	0%	0	0%	0	0%	9	1%

Note: Percentages may not be exact due to rounding.



PART-TIME CLASSIFIED

Fall Semester 2011 - Employee Data *

Department / Program	Ethnic / Gender																Total		
	African American		Asian		Caucasian		Filipino		Latino/a		Native American		Other Unknown		Pacific Islander			Southeast	
	Male	Female	Male	Female	Male	Female	Male	Female	Male	Female	Male	Female	Male	Female	Male	Female		Male	Female
A & R Dean's Office - Credit										1									1
Academic Admin - Chnatwn/NB			1																1
Academic Admin - John Adams					1														1
Admin of Justice/Fire Science								1											1
Administrative Services - Regular			3	1				1	1									1	7
Admissions & Records				1															1
Aircraft Maintenance																		1	1
Articulation				1															1
Associate Dean: A&R (Non Credit)			1	4					1	1									7
Automotive	1		2	1			1	1											6
Biological Sciences						1													1
Broadcast Electronic Media Arts					1														1
Buildings & Grounds			1																1
Business-NC	1			3															4
Calworks		1																	1
CDC Grace-New Comb				1															1
Child Development & Family Studies		5		6		4				5			1	1				2	24
Civic Center Campus				1															1
Continuing Student Counseling										1									1
Culinary Arts & Hospitality			1	1					1									1	4
Disabled Students Program		1	3		3	5		2	1									2	17
Eco Dev					1														1
Engineering & Technology									1										1
English		1				1													2
ESL				3															3
Financial Aid Office													1						1
GED/Assessment Center									1										1
Health Care Tech													1						1
Health Education					1														1
Human Resources - General						1		1											2
Inst Res - Broadcasting										1									1
Institute for International Student			1																1
Institutional Sup - Chntwn/NB			2																2
Institutional Sup - John Adams				1															1
Interdisciplinary Studies (IDST)				1															1
ITS			1	1															2
Learning Assistance Programs				1	2	1							1						5
Library		2		1															3
Mail Services				1															1
Mathematics					1	1			1										3
Matriculation Office			2																2
Mission Campus										4									4
National Science Foundation Grant		1																	1
New Student Counseling				3															3
Physical Education & Dance	1			1						2									4
Public Information					1	1													2
Public Safety			2																2
Small Business			1																1
Southeast Campus				1															1
Student Activities			1	1		1	1												4
Student Health									1										1
Student Services - John Adams																		1	1
Testing				1		1	1	1											4
Theater Arts						1							2						3
TMI(Technology Mediated Instruction		1																	1
Transitional Studies		1		1	2	3				2									9
TRC/SLIAG(ABE)			1					1					1						3
Vesl			1																1

Department / Program	Ethnic / Gender																		Total	
	African American		Asian		Caucasian		Filipino		Latino/a		Native American		Other Unknown		Pacific Islander		Southeast			
	Male	Female	Male	Female	Male	Female	Male	Female	Male	Female	Male	Female	Male	Female	Male	Female	Male	Female		
VETS - Veteran Resource Center													1							1
SUB-TOTAL	3	13	24	37	13	21	3	8	8	17	0	1	3	4	1	0	3	5		164
TOTAL	16		61		34		11		25		1		7		1		8			
PERCENTAGE	10%		37%		21%		7%		15%		1%		4%		1%		5%			

*Employee count is based on raw data submitted to the State Chancellor's Office by CCSF, ITS.

Note: percentages may not be exact due to rounding.

PART-TIME CLASSIFIED

(Fall 2011 Staff Data)

ETHNIC / GENDER / AFFIRMATIVE ACTION DATA

	AFRICAN AMERICAN		ASIAN		CAUCASIAN		FILIPINO		LATINO/A		NATIVE AMERICAN		OTHER/ UNKNOWN		PACIFIC ISLANDER		SOUTHEAST ASIAN		TOTAL FILLED POSITIONS	
	#	PCT.	#	PCT.	#	PCT.	#	PCT.	#	PCT.	#	PCT.	#	PCT.	#	PCT.	#	PCT.	#	PCT.
FEMALE	13	8%	37	23%	21	13%	8	5%	17	10%	1	1%	4	2%	0	0%	5	3%	106	65%
MALE	3	2%	24	15%	13	8%	3	2%	8	5%	0	0%	3	2%	1	1%	3	2%	58	35%
TOTAL	16	10%	61	37%	34	21%	11	7%	25	15%	1	1%	7	4%	1	1%	8	5%	164	100%

DISABLED	1	1%	2	1%	1	1%	0	0%	0	0%	0	0%	0	0%	0	0%	2	1%	6	4%
VETERAN	0	0%	2	1%	0	0%	0	0%	0	0%	0	0%	0	0%	0	0%	0	0%	2	1%
GAY/LESBIAN	0	0%	0	0%	1	1%	0	0%	0	0%	0	0%	0	0%	0	0%	0	0%	1	1%

Note: Percentages may not be exact due to rounding.

