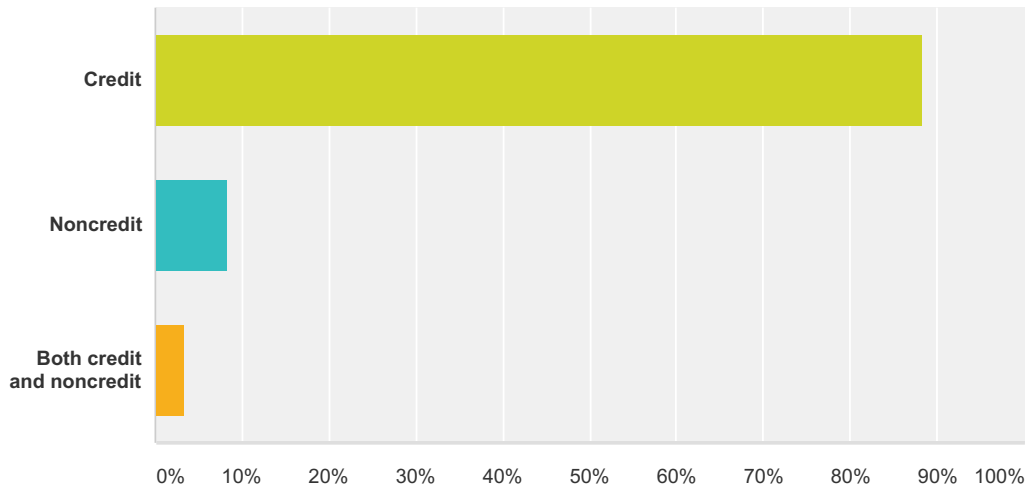


**Q1 Please indicate your student status.**

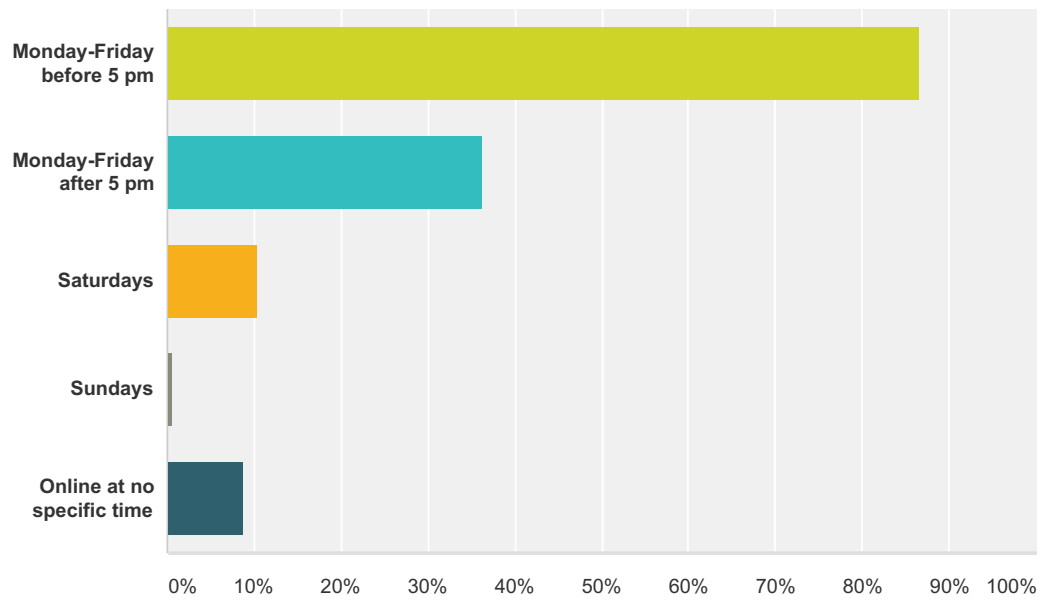
Answered: 1,528 Skipped: 0



Answer Choices	Responses
Credit	88.22% 1,348
Noncredit	8.38% 128
Both credit and noncredit	3.40% 52
<b>Total</b>	<b>1,528</b>

**Q2 I take classes that meet (Please check all that apply):**

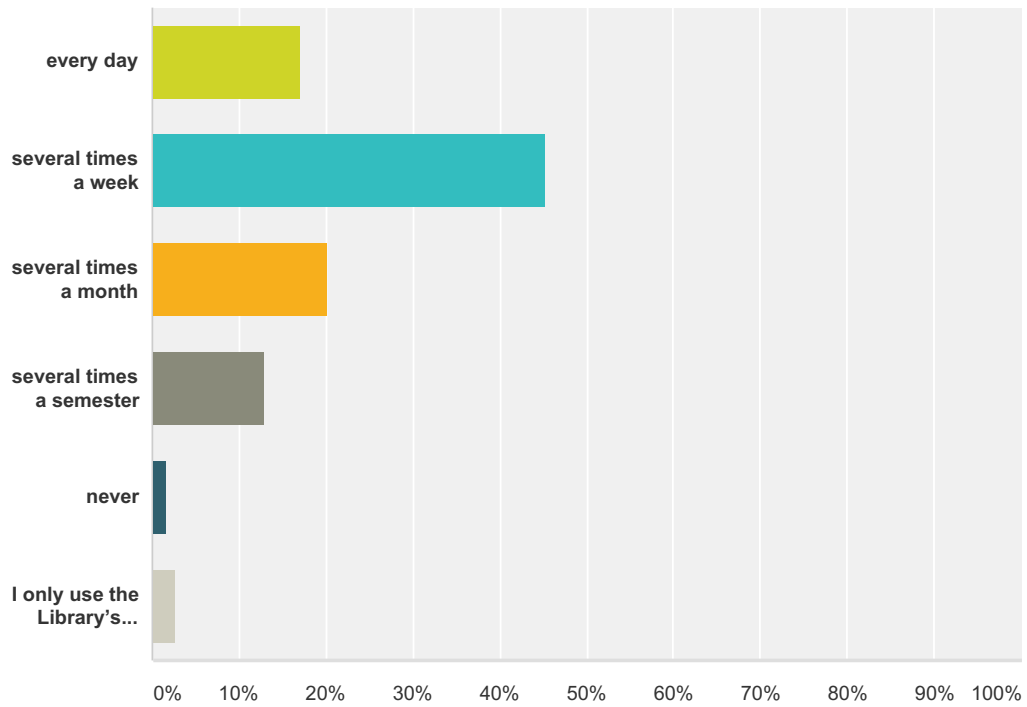
Answered: 1,528 Skipped: 0



Answer Choices	Responses
Monday-Friday before 5 pm	86.58% 1,323
Monday-Friday after 5 pm	36.39% 556
Saturdays	10.54% 161
Sundays	0.52% 8
Online at no specific time	8.77% 134
<b>Total Respondents: 1,528</b>	

### Q3 I use the Library and/or Media Center

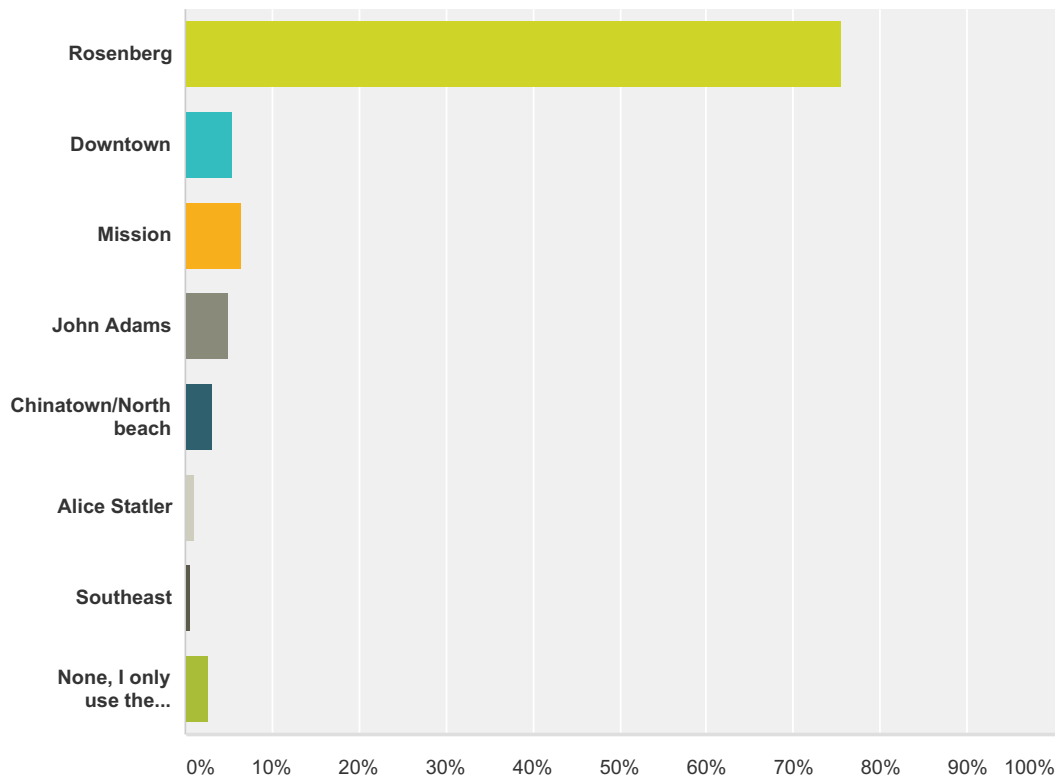
Answered: 1,528 Skipped: 0



Answer Choices	Responses	Count
every day	17.02%	260
several times a week	45.35%	693
several times a month	20.16%	308
several times a semester	13.02%	199
never	1.70%	26
I only use the Library's online resources and services	2.75%	42
<b>Total</b>		<b>1,528</b>

### Q4 Which City College library do you use the most?

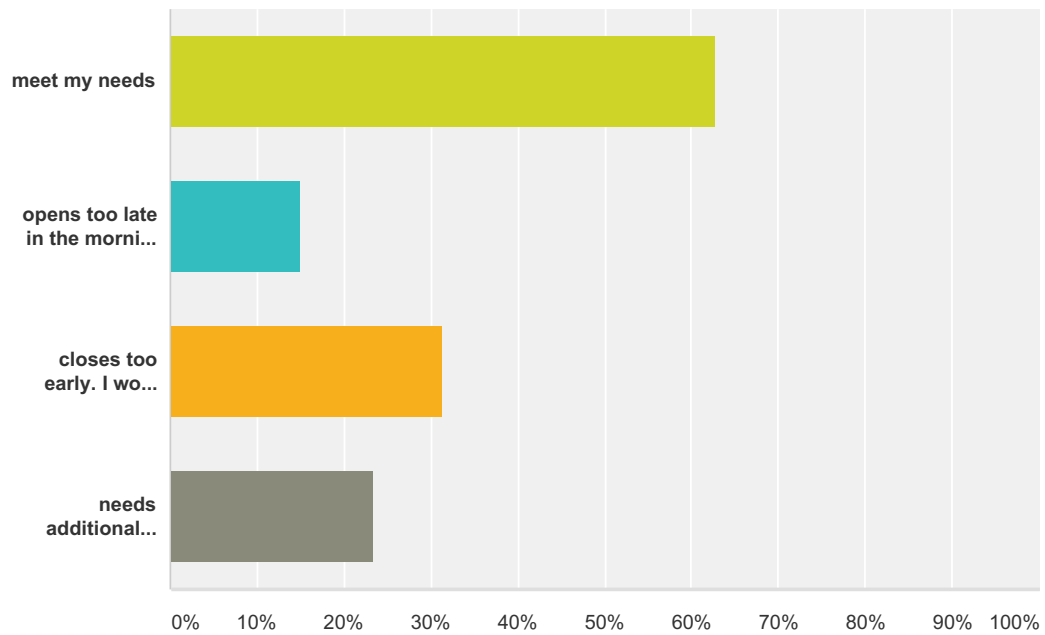
Answered: 1,528 Skipped: 0



Answer Choices	Responses
Rosenberg	75.52% 1,154
Downtown	5.37% 82
Mission	6.41% 98
John Adams	5.04% 77
Chinatown/Northbeach	3.21% 49
Alice Statler	0.98% 15
Southeast	0.65% 10
None, I only use the Library's online resources and services	2.81% 43
<b>Total</b>	<b>1,528</b>

**Q5 The current library hours at the CCSF library I use the most (Select all that apply):**

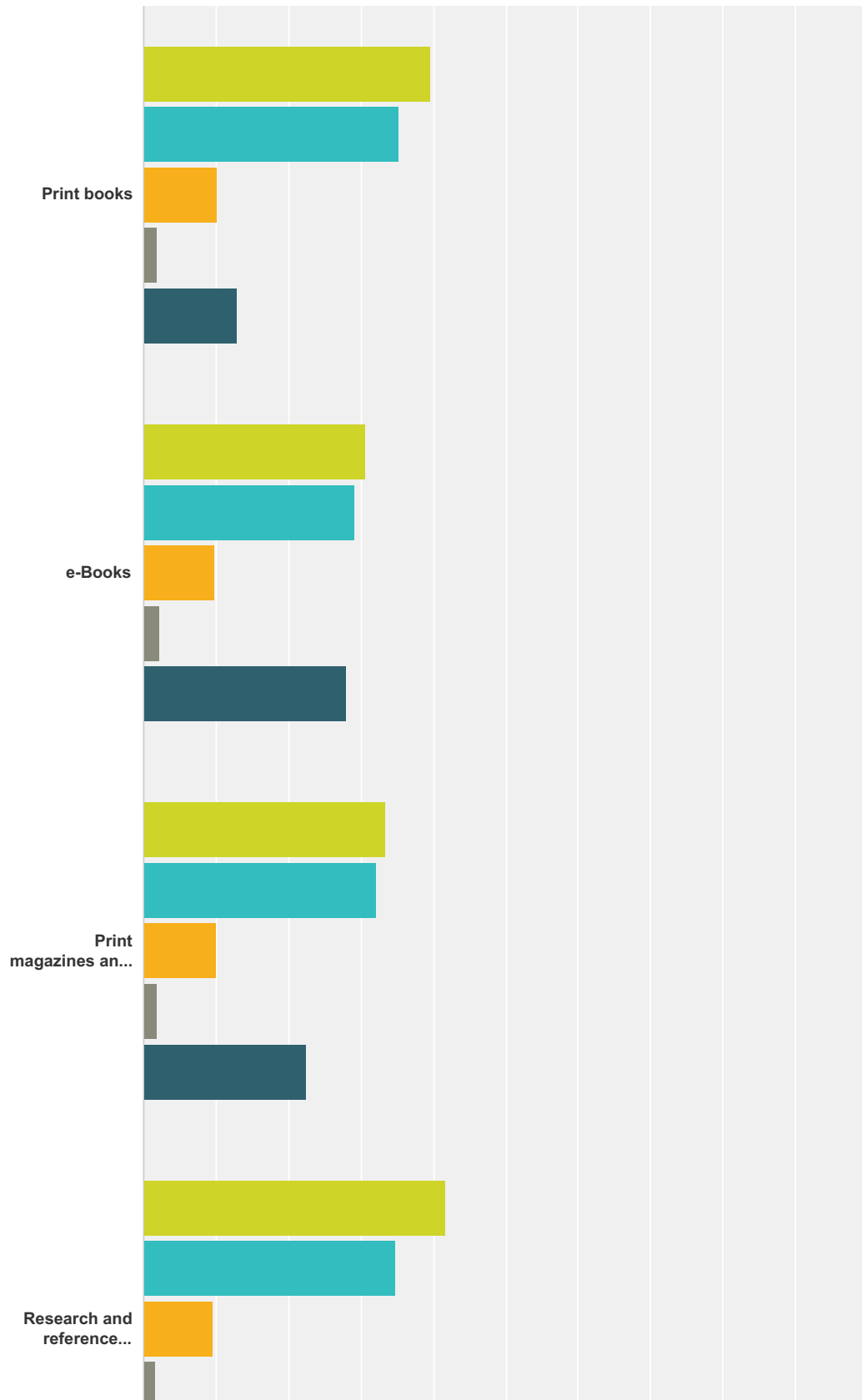
Answered: 1,528 Skipped: 0



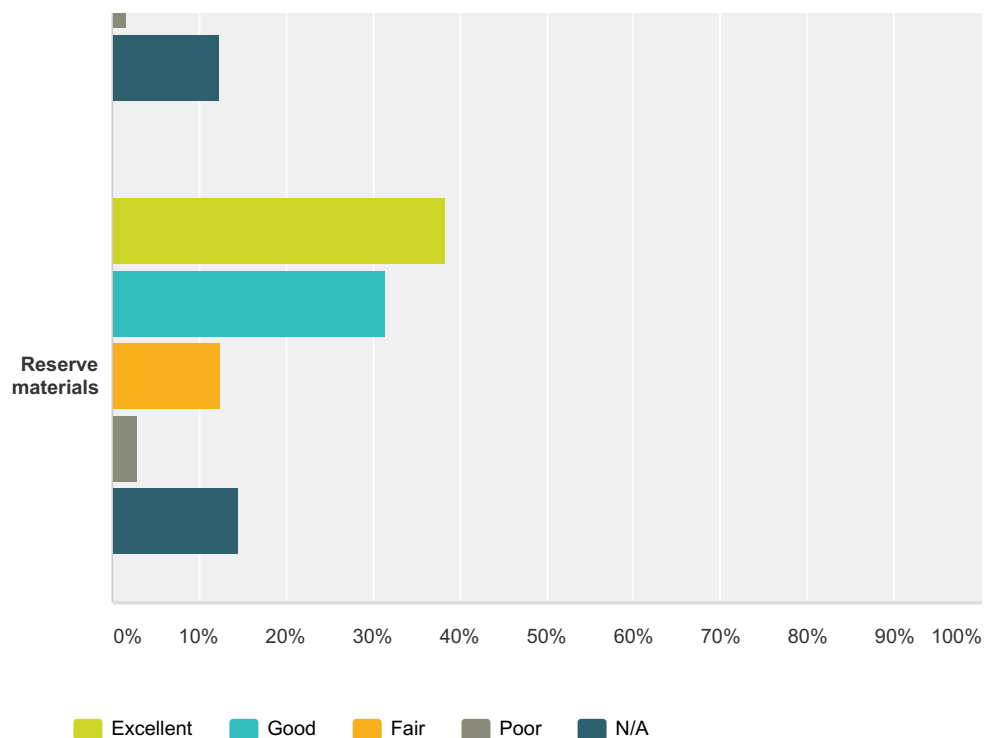
Answer Choices	Responses
meet my needs	62.76% 959
opens too late in the morning. I would like additional morning hours.	14.99% 229
closes too early. I would like additional evening hours.	31.22% 477
needs additional hours on Saturdays	23.43% 358
<b>Total Respondents: 1,528</b>	

### Q6 How would you rate the CCSF library resources?

Answered: 1,528 Skipped: 0



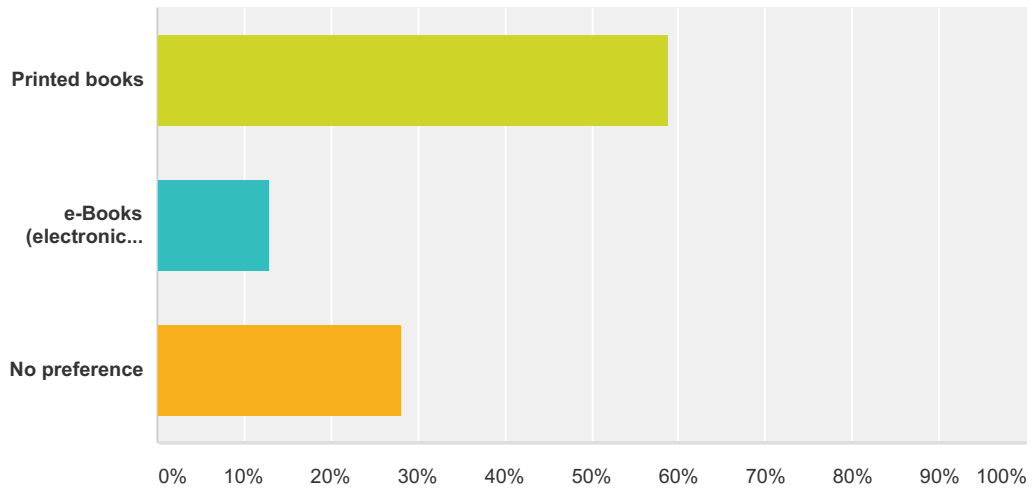
## Library & Learning Resources Student Survey Spring 2014



	Excellent	Good	Fair	Poor	N/A	Total
Print books	39.69% 597	35.37% 532	10.17% 153	1.86% 28	12.90% 194	1,504
e-Books	30.69% 449	29.32% 429	9.77% 143	2.26% 33	27.96% 409	1,463
Print magazines and journals	33.36% 485	32.12% 467	10.04% 146	1.86% 27	22.63% 329	1,454
Research and reference databases	41.75% 617	34.78% 514	9.54% 141	1.69% 25	12.25% 181	1,478
Reserve materials	38.50% 566	31.56% 464	12.52% 184	2.86% 42	14.56% 214	1,470

### Q7 I prefer to use

Answered: 1,528 Skipped: 0

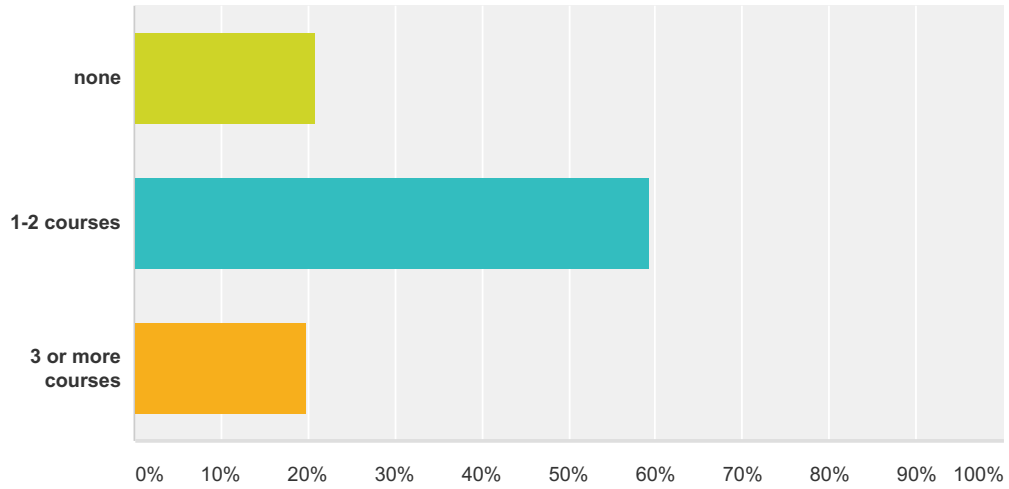


Answer Choices	Responses
Printed books	58.97% 901
e-Books (electronic books)	12.89% 197
No preference	28.14% 430
<b>Total</b>	<b>1,528</b>



**Q8 How many of your courses require use of CCSF Library and/or Media Center resources or services, (e.g. reserve books, articles from databases, library workshops, audio-visual resources)?**

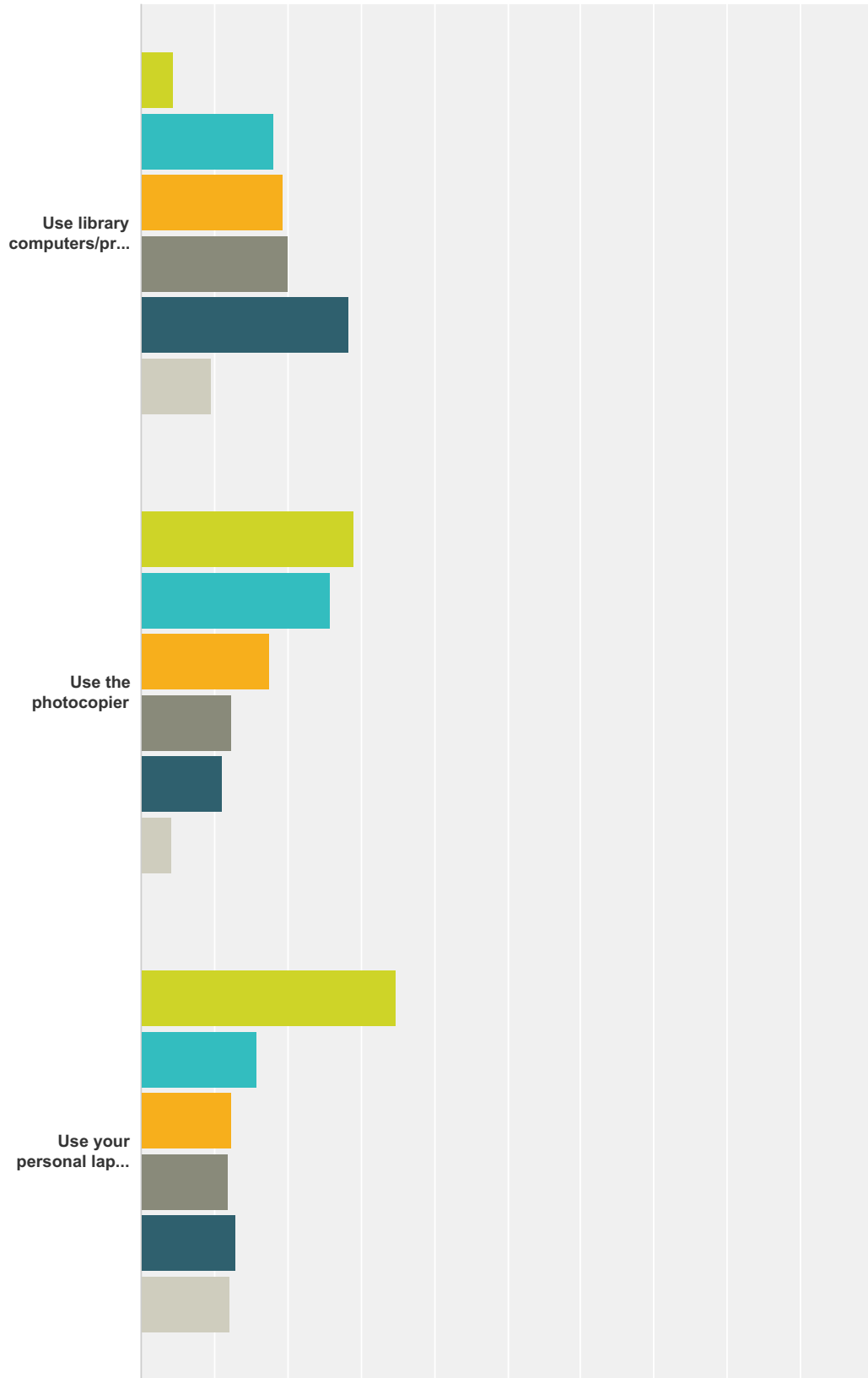
Answered: 1,528 Skipped: 0



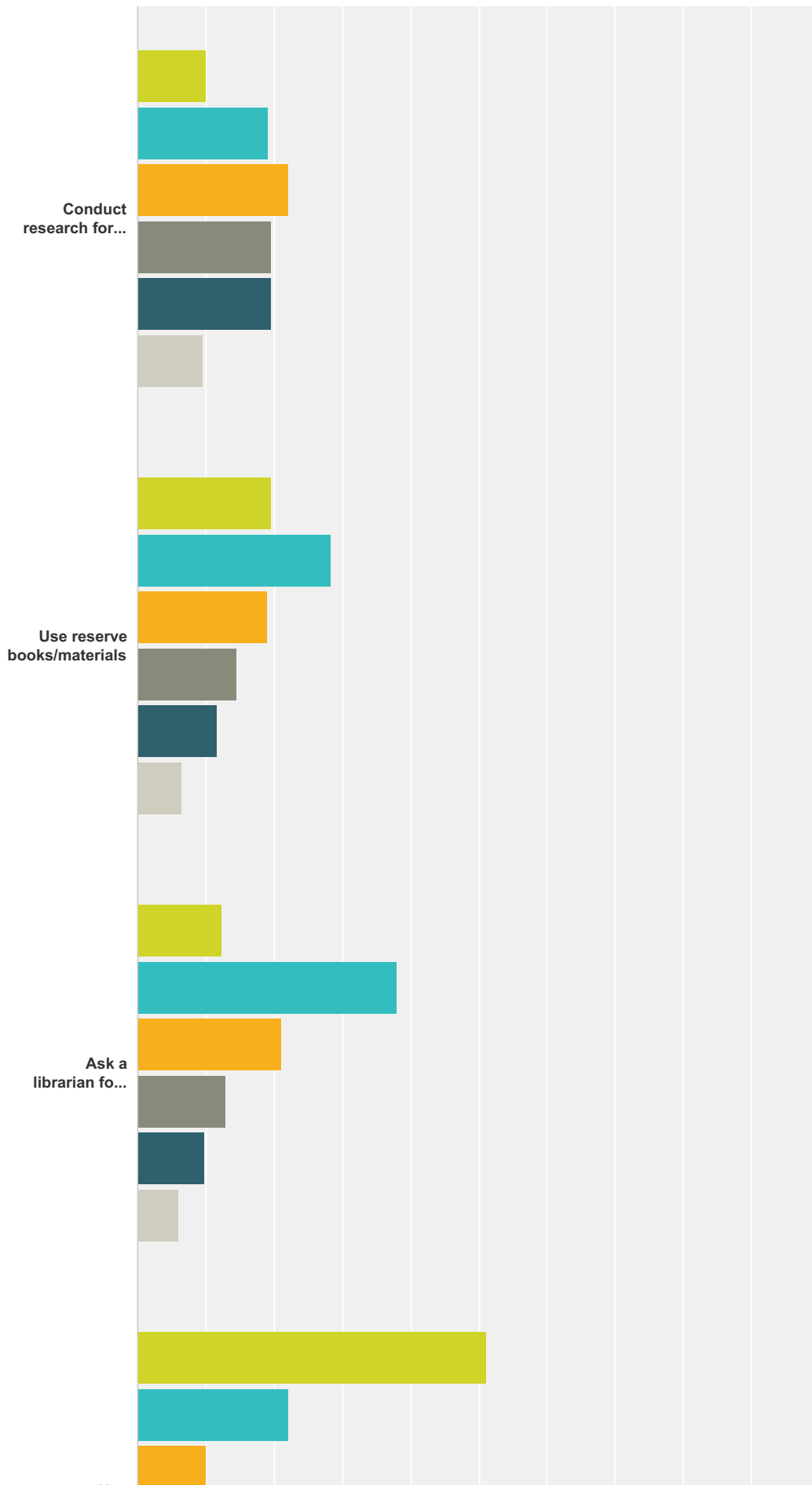
Answer Choices	Responses
none	20.88% 319
1-2 courses	59.36% 907
3 or more courses	19.76% 302
<b>Total</b>	<b>1,528</b>

### Q9 When you are at the Library and/or Media Center, how often do you do the following?

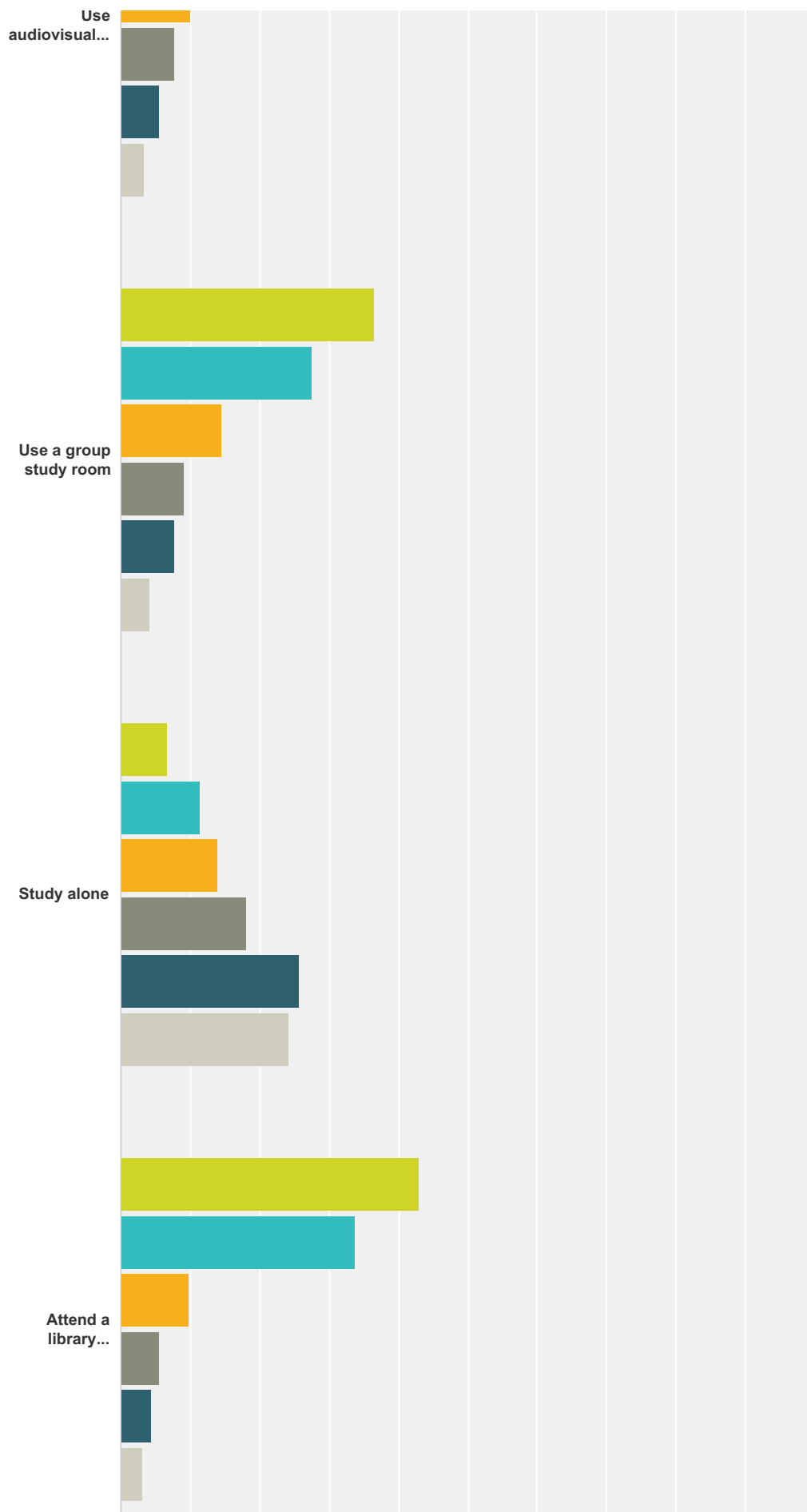
Answered: 1,528 Skipped: 0



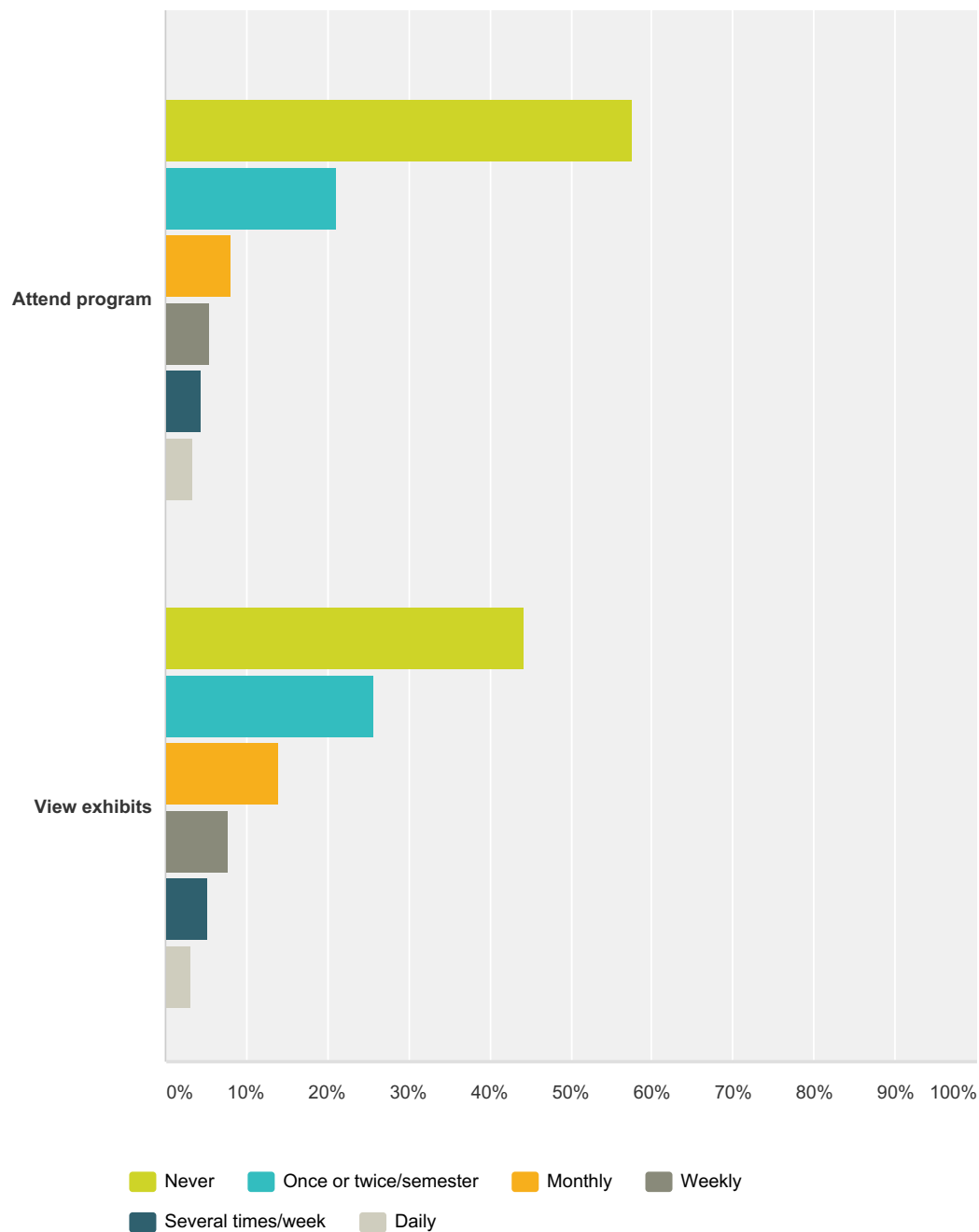
# Library & Learning Resources Student Survey Spring 2014



# Library & Learning Resources Student Survey Spring 2014



# Library & Learning Resources Student Survey Spring 2014



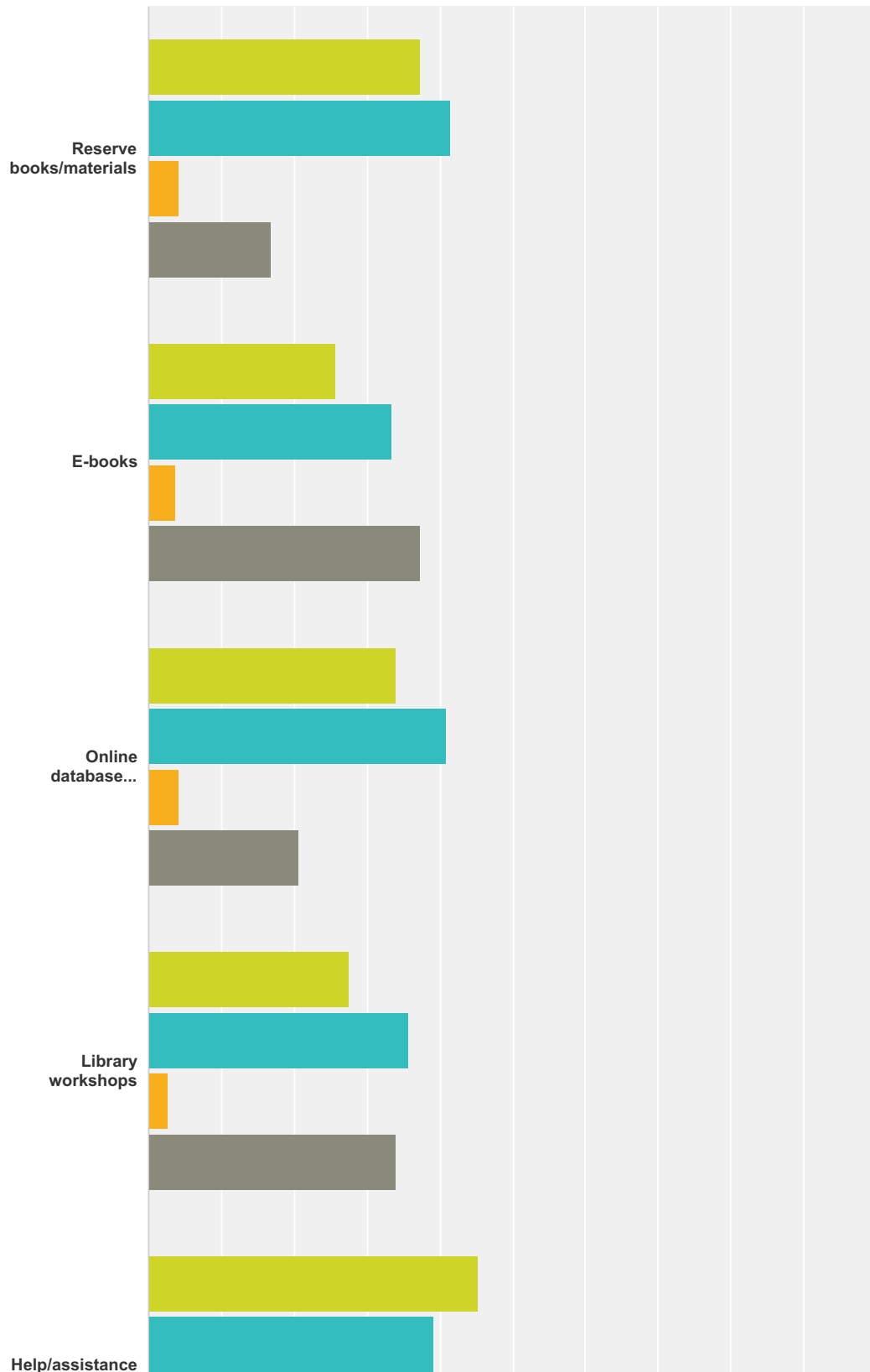
	Never	Once or twice/semester	Monthly	Weekly	Several times/week	Daily	Total
Use library computers/printing	4.48% 68	18.13% 275	19.31% 293	19.97% 303	28.48% 432	9.62% 146	1,517
Use the photocopier	28.93% 427	25.88% 382	17.55% 259	12.40% 183	10.98% 162	4.27% 63	1,476
Use your personal laptop or tablet	34.86% 509	15.82% 231	12.33% 180	11.99% 175	12.88% 188	12.12% 177	1,460
Conduct research for assignments/coursework	9.98% 147	19.21% 283	22.13% 326	19.55% 288	19.55% 288	9.57% 141	1,473
Use reserve books/materials	19.62% 288	28.41% 417	19.07% 280	14.71% 216	11.65% 171	6.54% 96	1,468

## Library & Learning Resources Student Survey Spring 2014

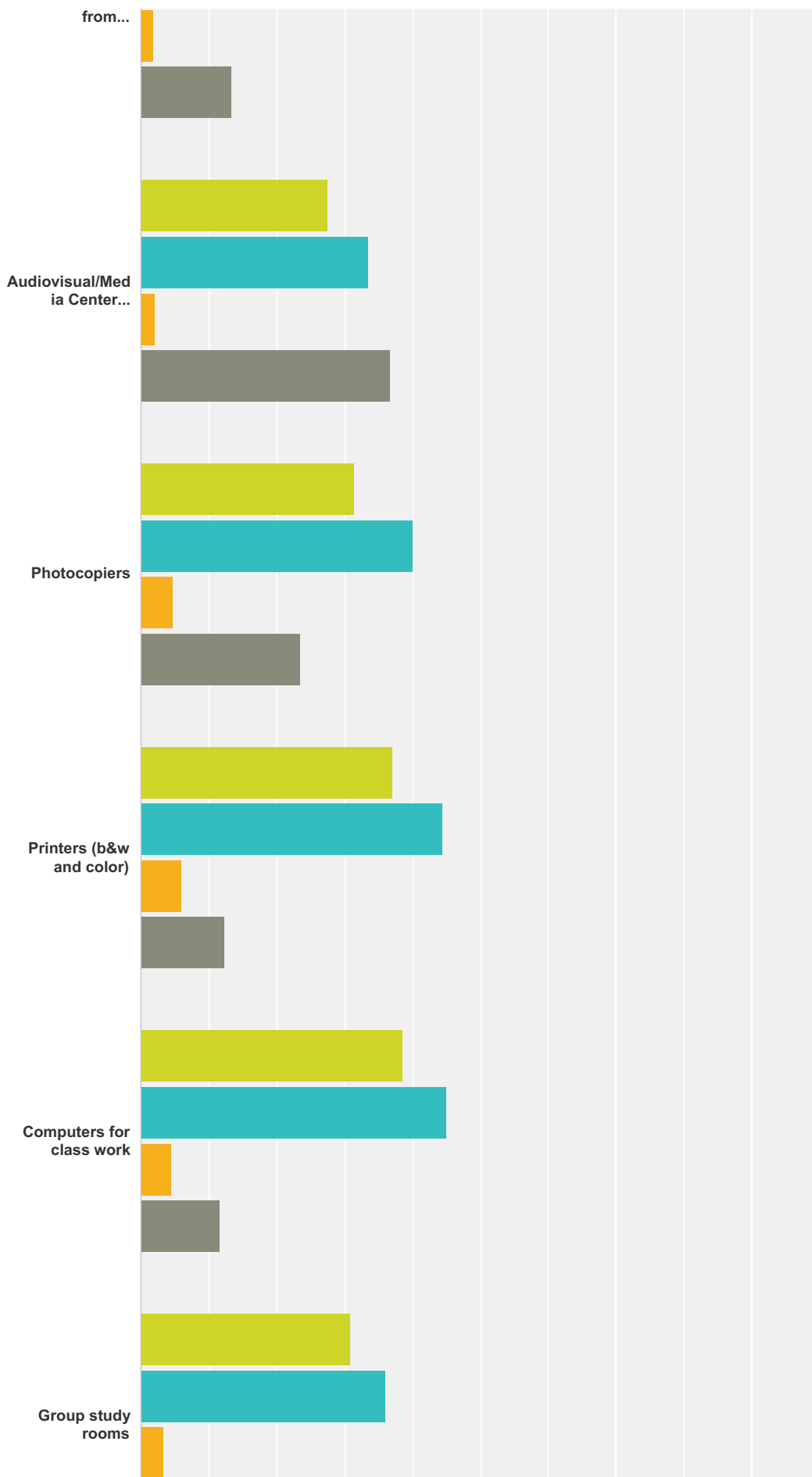
Ask a librarian for help	<b>12.23%</b> 180	<b>37.98%</b> 559	<b>21.13%</b> 311	<b>12.84%</b> 189	<b>9.85%</b> 145	<b>5.98%</b> 88	1,472
Use audiovisual materials	<b>51.17%</b> 745	<b>22.12%</b> 322	<b>10.10%</b> 147	<b>7.69%</b> 112	<b>5.56%</b> 81	<b>3.37%</b> 49	1,456
Use a group study room	<b>36.59%</b> 532	<b>27.58%</b> 401	<b>14.72%</b> 214	<b>9.22%</b> 134	<b>7.77%</b> 113	<b>4.13%</b> 60	1,454
Study alone	<b>6.58%</b> 97	<b>11.39%</b> 168	<b>14.03%</b> 207	<b>18.17%</b> 268	<b>25.63%</b> 378	<b>24.20%</b> 357	1,475
Attend a library workshop	<b>43.05%</b> 626	<b>33.91%</b> 493	<b>9.90%</b> 144	<b>5.64%</b> 82	<b>4.33%</b> 63	<b>3.16%</b> 46	1,454
Attend program	<b>57.67%</b> 842	<b>21.10%</b> 308	<b>8.22%</b> 120	<b>5.41%</b> 79	<b>4.32%</b> 63	<b>3.29%</b> 48	1,460
View exhibits	<b>44.29%</b> 644	<b>25.58%</b> 372	<b>13.89%</b> 202	<b>7.70%</b> 112	<b>5.30%</b> 77	<b>3.23%</b> 47	1,454

**Q10 For the services and resources you have used, please mark how satisfied you are.**

Answered: 1,528 Skipped: 0

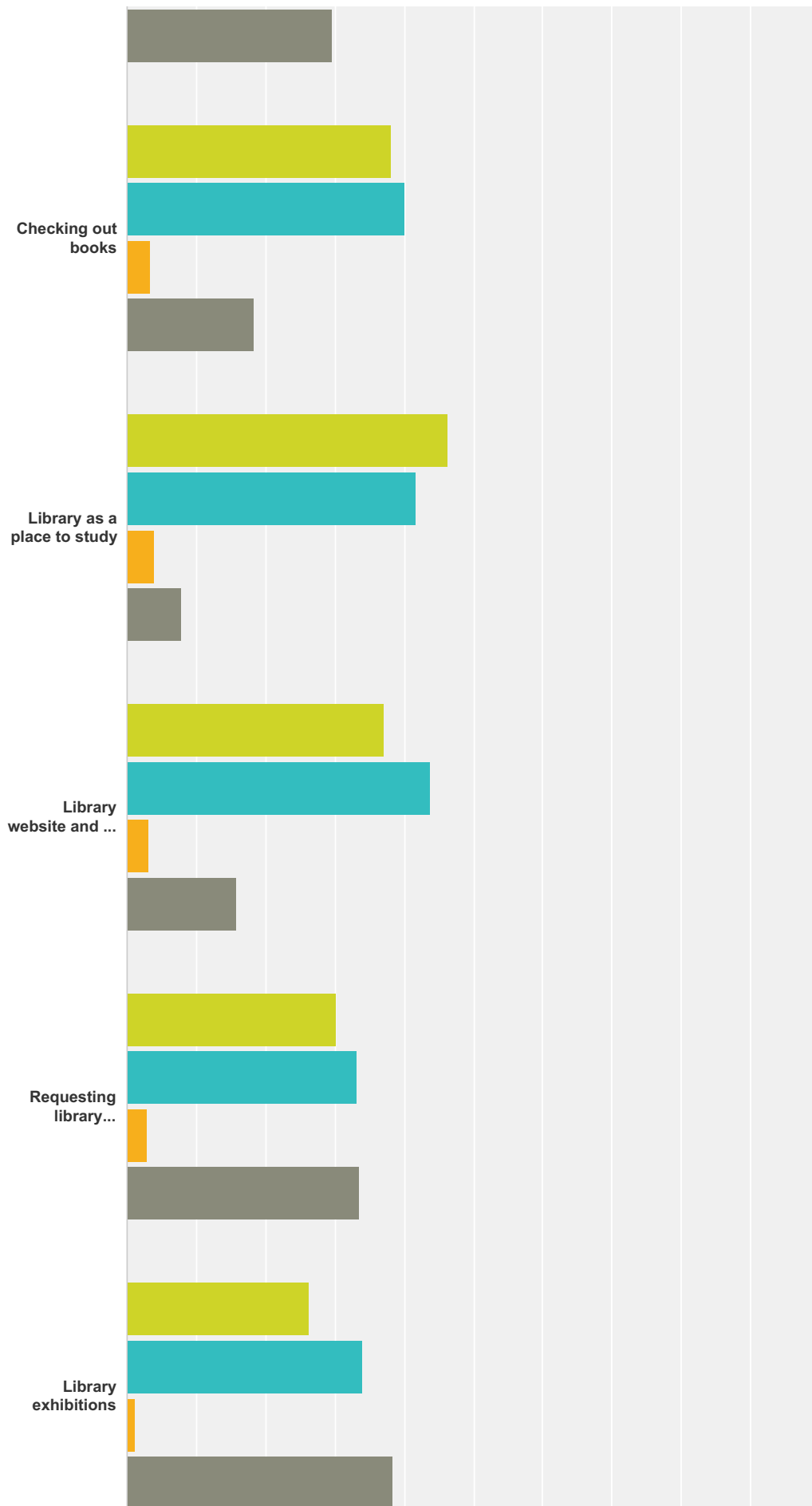


# Library & Learning Resources Student Survey Spring 2014

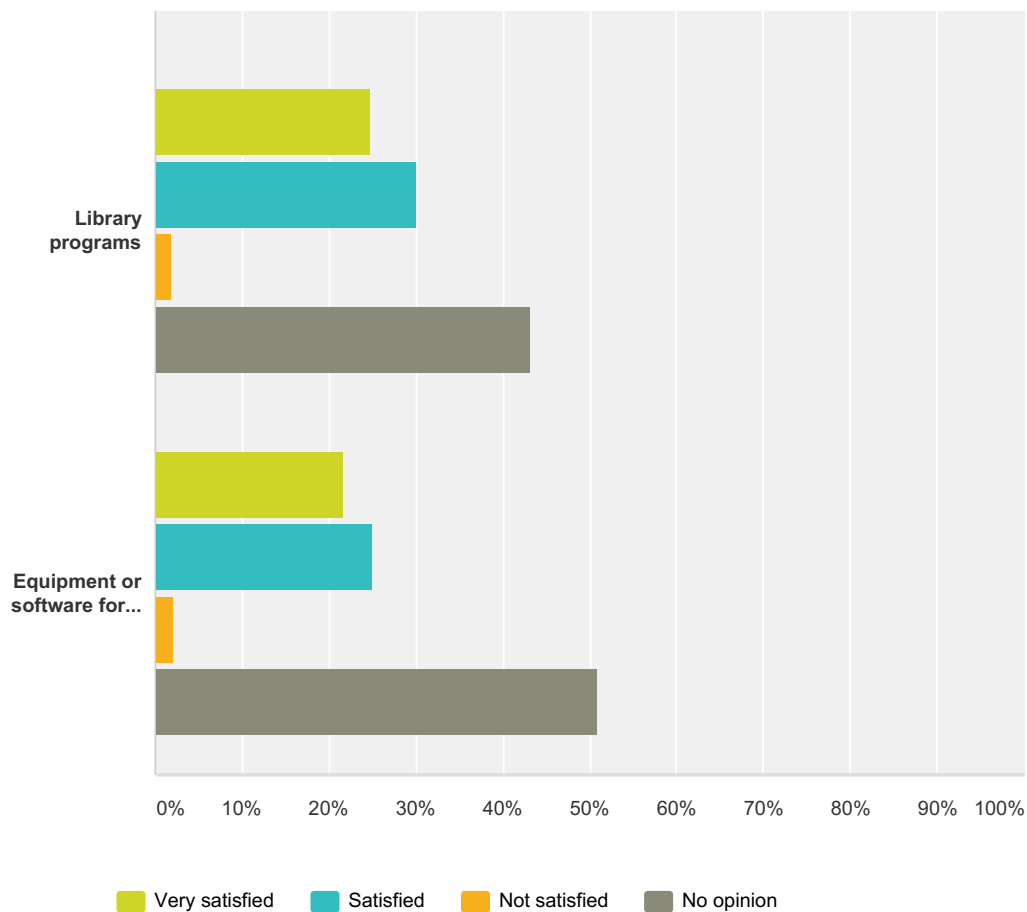




# Library & Learning Resources Student Survey Spring 2014



## Library & Learning Resources Student Survey Spring 2014



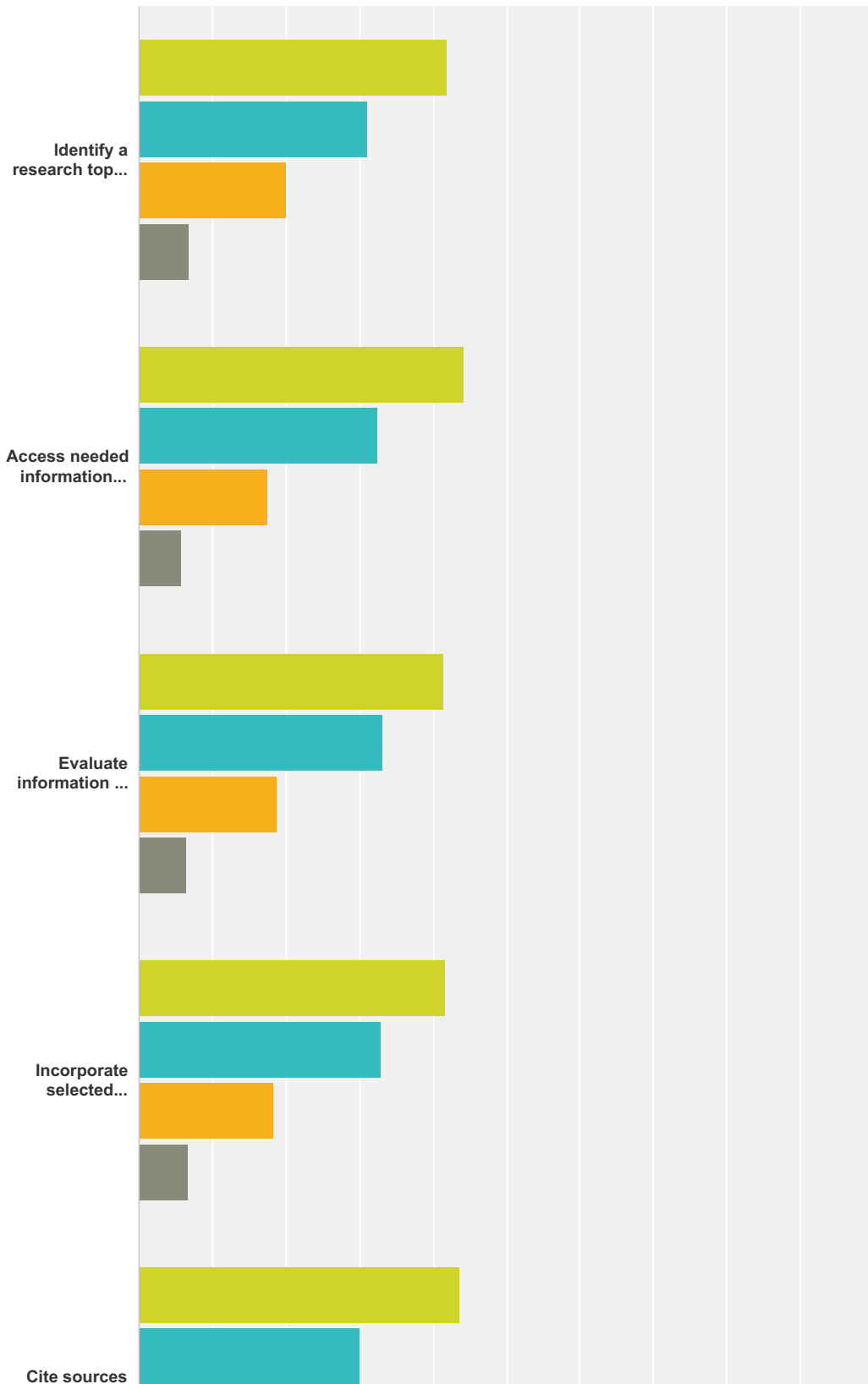
	Very satisfied	Satisfied	Not satisfied	No opinion	Total
Reserve books/materials	37.39% 556	41.49% 617	4.10% 61	17.01% 253	1,487
E-books	25.66% 371	33.40% 483	3.67% 53	37.28% 539	1,446
Online database articles	34.09% 496	40.96% 596	4.26% 62	20.69% 301	1,455
Library workshops	27.65% 399	35.69% 515	2.70% 39	33.96% 490	1,443
Help/assistance from librarians	45.39% 664	39.23% 574	1.91% 28	13.47% 197	1,463
Audiovisual/Media Center services	27.59% 394	33.54% 479	2.17% 31	36.69% 524	1,428
Photocopiers	31.49% 460	40.11% 586	4.72% 69	23.68% 346	1,461
Printers (b&w and color)	37.08% 541	44.41% 648	6.10% 89	12.41% 181	1,459
Computers for class work	38.62% 567	45.16% 663	4.56% 67	11.65% 171	1,468
Group study rooms	30.92% 445	36.07% 519	3.41% 49	29.60% 426	1,439
Checking out books	38.27% 556	39.99% 581	3.37% 49	18.38% 267	1,453

## Library & Learning Resources Student Survey Spring 2014

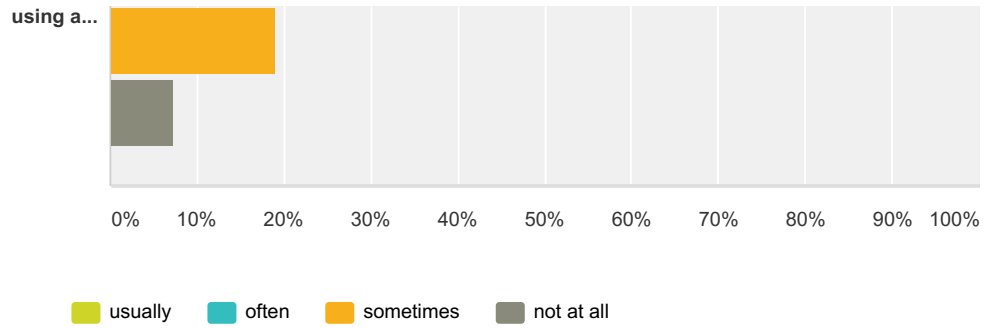
Library as a place to study	<b>46.28%</b> 679	<b>41.85%</b> 614	<b>3.95%</b> 58	<b>7.91%</b> 116	1,467
Library website and its links	<b>37.16%</b> 540	<b>43.77%</b> 636	<b>3.17%</b> 46	<b>15.90%</b> 231	1,453
Requesting library materials/inter-center library loan	<b>30.37%</b> 434	<b>33.24%</b> 475	<b>2.87%</b> 41	<b>33.52%</b> 479	1,429
Library exhibitions	<b>26.36%</b> 377	<b>33.99%</b> 486	<b>1.33%</b> 19	<b>38.32%</b> 548	1,430
Library programs	<b>24.91%</b> 355	<b>30.11%</b> 429	<b>1.82%</b> 26	<b>43.16%</b> 615	1,425
Equipment or software for disabled persons	<b>21.75%</b> 306	<b>25.09%</b> 353	<b>2.13%</b> 30	<b>51.03%</b> 718	1,407

**Q11 Because I use the Library's collections, services, programs and facilities, I am more able to**

Answered: 1,528 Skipped: 0



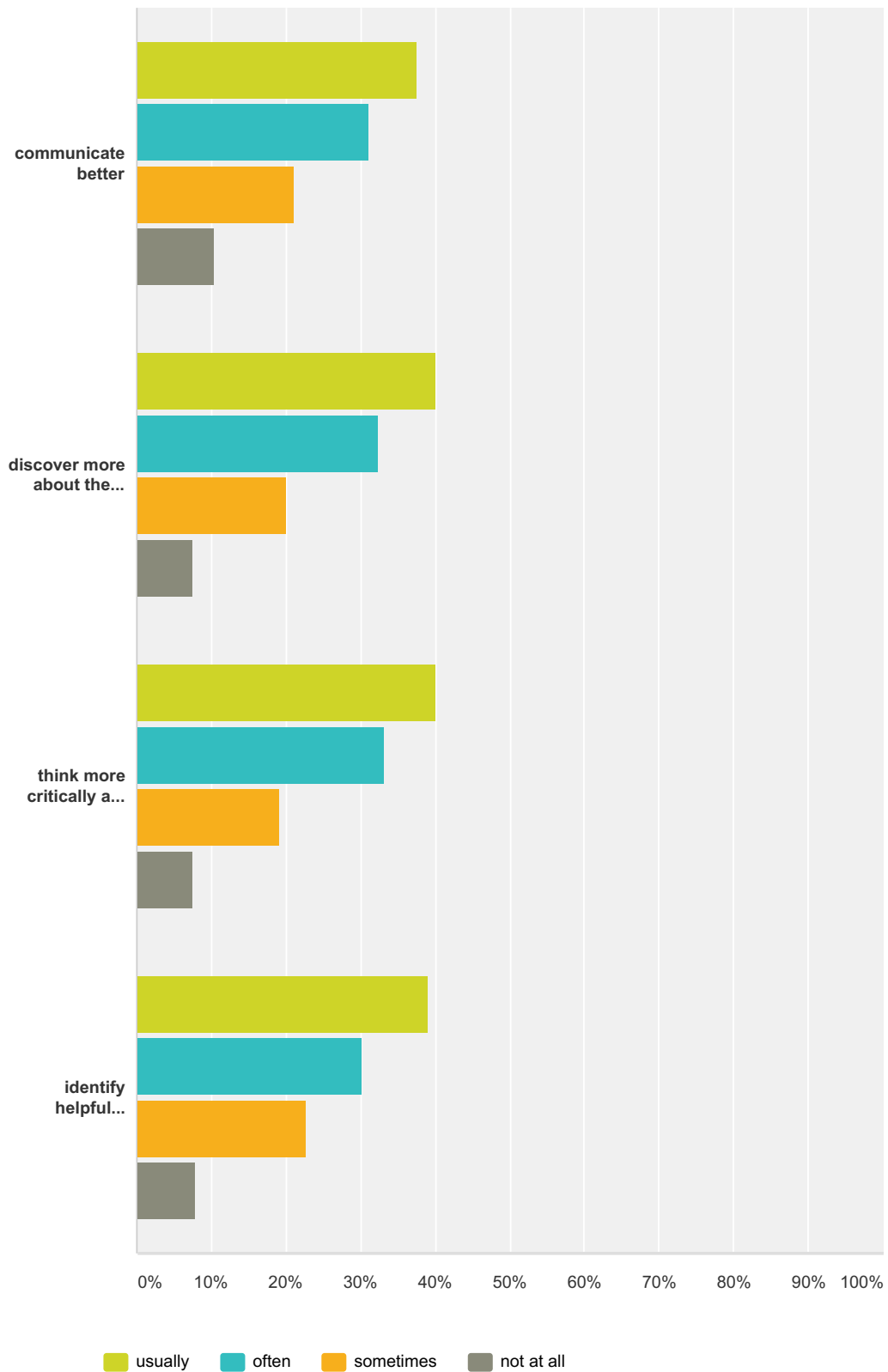
## Library & Learning Resources Student Survey Spring 2014



	usually	often	sometimes	not at all	Total
Identify a research topic, modify it to a manageable focus and identify key terms that represent the information need or research question.	<b>41.99%</b> 632	<b>31.03%</b> 467	<b>20.07%</b> 302	<b>6.91%</b> 104	1,505
Access needed information effectively and efficiently	<b>44.18%</b> 661	<b>32.55%</b> 487	<b>17.51%</b> 262	<b>5.75%</b> 86	1,496
Evaluate information and its sources critically	<b>41.64%</b> 620	<b>33.18%</b> 494	<b>18.74%</b> 279	<b>6.45%</b> 96	1,489
Incorporate selected information into coursework	<b>41.78%</b> 620	<b>33.09%</b> 491	<b>18.46%</b> 274	<b>6.67%</b> 99	1,484
Cite sources using a consistent documentation style and construct a bibliography	<b>43.66%</b> 641	<b>30.04%</b> 441	<b>19.01%</b> 279	<b>7.29%</b> 107	1,468

### Q12 As a result of my activities in the library or through the library website, I

Answered: 1,528 Skipped: 0

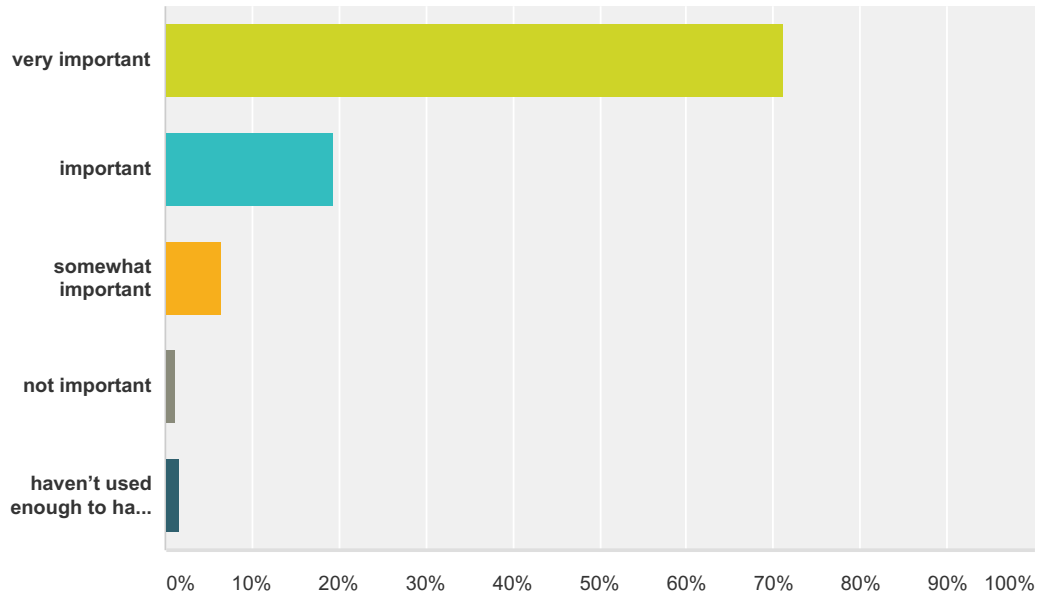


## Library & Learning Resources Student Survey Spring 2014

	<b>usually</b>	<b>often</b>	<b>sometimes</b>	<b>not at all</b>	<b>Total</b>
communicate better	<b>37.51%</b> 566	<b>31.08%</b> 469	<b>21.01%</b> 317	<b>10.40%</b> 157	1,509
discover more about the world, culturally, socially and environmentally	<b>40.09%</b> 599	<b>32.40%</b> 484	<b>20.08%</b> 300	<b>7.43%</b> 111	1,494
think more critically and improve my problem solving skills	<b>40.00%</b> 594	<b>33.27%</b> 494	<b>19.19%</b> 285	<b>7.54%</b> 112	1,485
identify helpful resources and opportunities for personal and career development	<b>38.96%</b> 577	<b>30.32%</b> 449	<b>22.75%</b> 337	<b>7.97%</b> 118	1,481

**Q13 How important is your use of Library services and resources, whether on-site or online, to your academic success in college?**

Answered: 1,528 Skipped: 0

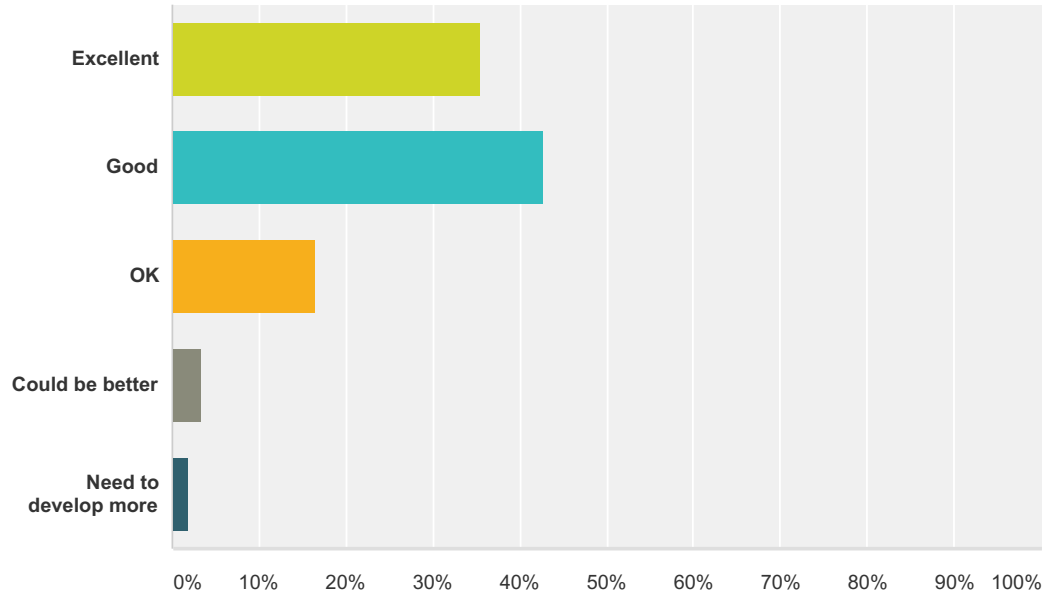


Answer Choices	Responses	Count
very important	71.14%	1,087
important	19.37%	296
somewhat important	6.54%	100
not important	1.18%	18
haven't used enough to have opinion	1.77%	27
<b>Total</b>		<b>1,528</b>



### Q14 How would you rate your research skills to find academic information sources?

Answered: 1,495 Skipped: 33



Answer Choices	Responses	Count
Excellent	35.45%	530
Good	42.74%	639
OK	16.59%	248
Could be better	3.34%	50
Need to develop more	1.87%	28
<b>Total</b>		<b>1,495</b>

**Q15 What do you like MOST about the Library and/or Media Center? Think about its services, collections, online resources, staff, Library website, etc.**

Answered: 717 Skipped: 811

**Q16 What do you like LEAST about the Library and/or Media Center? For example, why are you “not satisfied” with some services, and resources, or staff?**

Answered: 713 Skipped: 815

**Q17 What new services would you like to see? (e.g. access to library online resources from mobile devices, online reserve materials...).**

Answered: 615 Skipped: 913