



Profile of City College TANF Recipients
Fall 1998

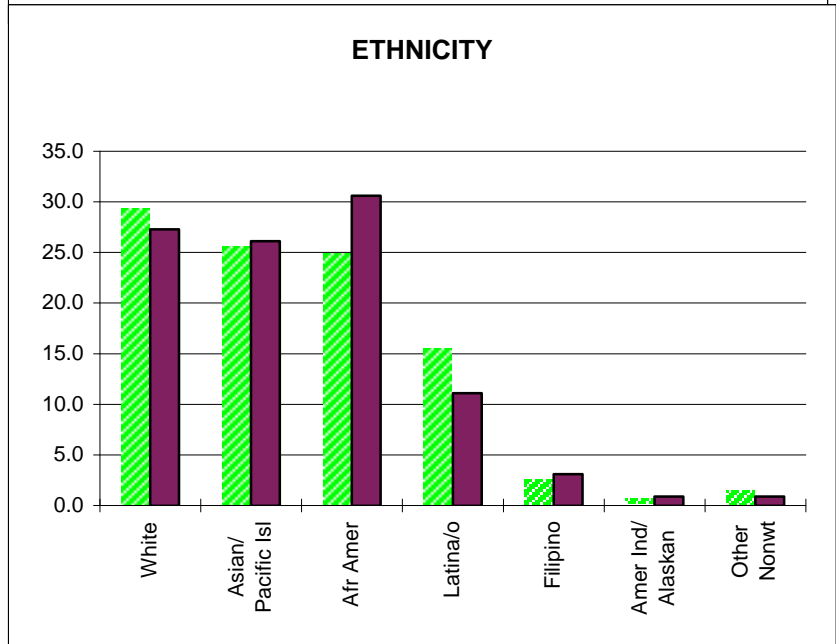
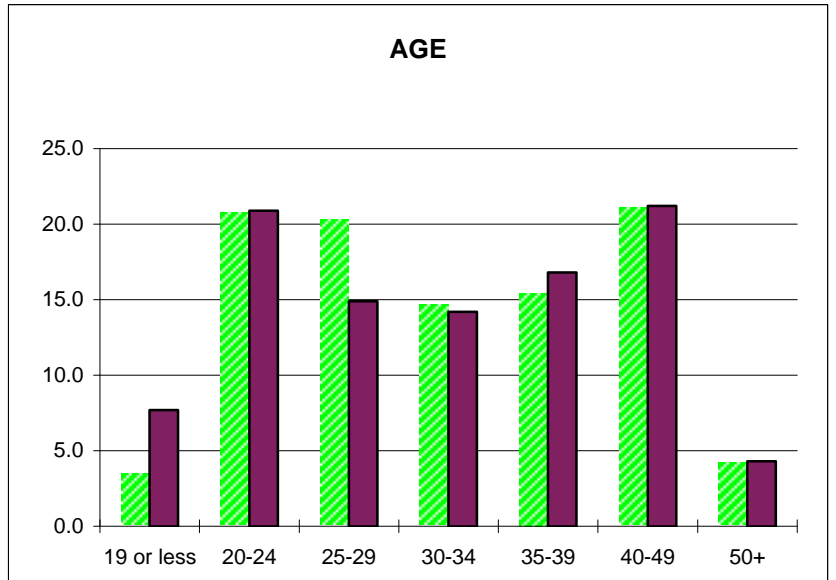
Total TANF Enrollments in Credit Programs: 698

AGE	Spr97 %	F98 %
19 or less	3.5	7.7
20-24	20.8	20.9
25-29	20.3	14.9
30-34	14.7	14.2
35-39	15.4	16.8
40-49	21.1	21.2
50+	4.2	4.3

GENDER	Spr97 %	F98 %
Female	80.7	81.3
Male	19.3	18.7

ETHNICITY	Spr97 %	F98 %
White	29.3	27.3
Asian/ Pacific Isl	25.6	26.1
Afr Amer	24.9	30.6
Latina/o	15.5	11.1
Filipino	2.6	3.1
Amer Ind/ Alaskan	0.7	0.9
Other Nonwt	1.5	0.9

ACADEMIC AREA	Spr97 %	F98 %
English	31.8	22.9
ESL	26.8	24.2
Learning Assistance	25.6	20.1
P.E.	24.1	16.8
Business	23.6	30.5
Math	20.1	14.5
CIS	17.5	17.8
Health Science	15.6	12.2
Child Development	13.3	19.2
Social Science	13.2	10.9
Behavioral Sciences	12.5	8.6
Foreign Languages	12.2	8.0
Biological Sciences	11.9	6.9



Note: 131 Students also enrolled in Noncredit courses in Fall 1998.

Note: In Spring 1997, 622 TANF recipients were enrolled in Credit courses.



**Profile of City College TANF Recipients
Fall 1998**

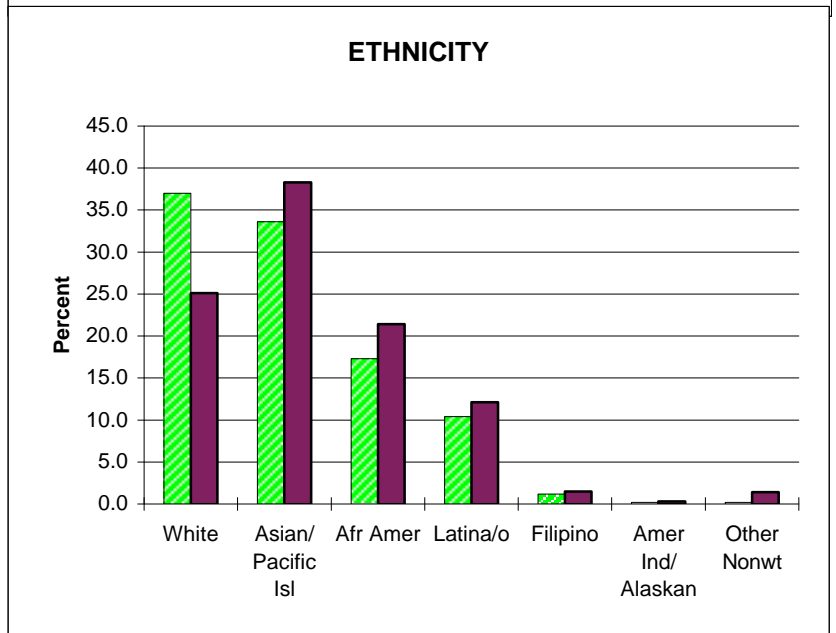
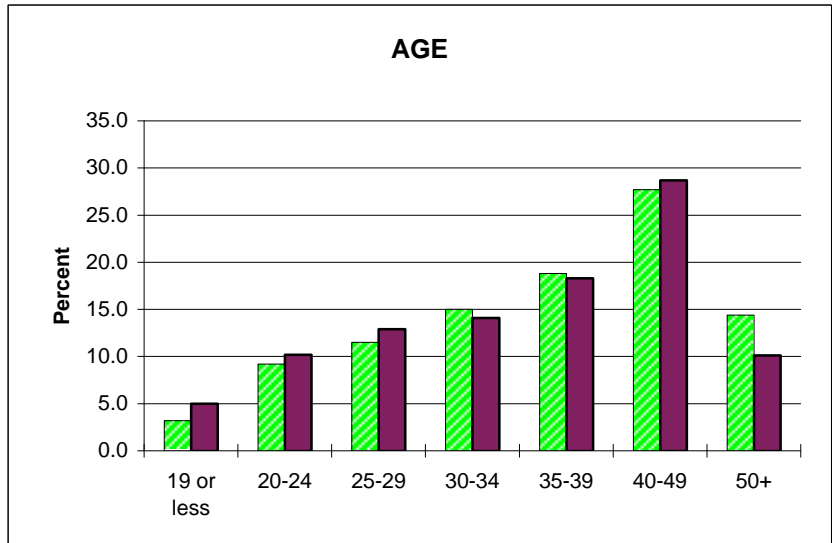
Total TANF Enrollments in Noncredit Programs: 1414

AGE	Spr97 %	F98 %
Unknown	0.2	0.6
19 or less	3.2	5.0
20-24	9.2	10.2
25-29	11.5	12.9
30-34	15.0	14.1
35-39	18.8	18.3
40-49	27.7	28.7
50+	14.4	10.1

GENDER	Spr97 %	F98 %
Female	73.3	77.7
Male	26.7	22.3

ETHNICITY	Spr97 %	F98 %
White	37.0	25.1
Asian/ Pacific Isl	33.6	38.3
Afr Amer	17.3	21.4
Latina/o	10.4	12.1
Filipino	1.2	1.5
Amer Ind/ Alaskan	0.2	0.3
Other Nonwt	0.2	1.4

ACADEMIC AREA	Spr97 %	F98 %
ESL	67.7	58.3
Transitional Studies	17.1	21.0
Business	16.2	16.2
Child Development	7.3	5.7
DSP&S	2.2	2.8
Custodial Training	N/A	4.1
Hospitality Careers	N/A	1.6
Other Trade Skills	N/A	1.5



Note: 131 Students also enrolled in Credit courses in Fall 1998.

Note: In Spring 1997, 1750 TANF recipients were enrolled in Noncredit courses.