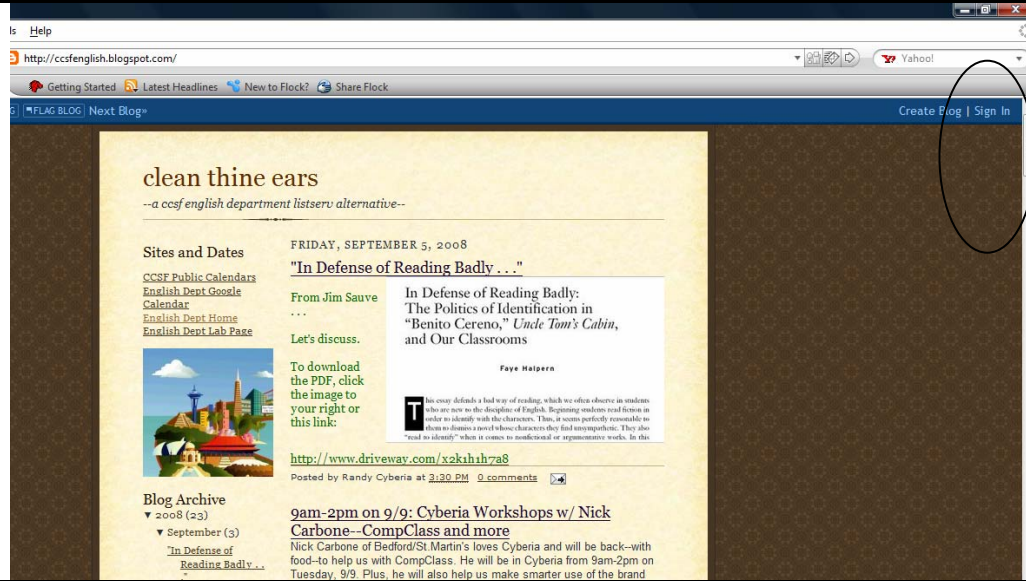
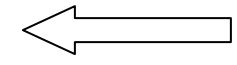


Accessing and Using the Blog: <http://ccsfenglish.blogspot.com>



-1-



Go to ccsfenglish.blogspot.com

Sign in with your CCSF email address.

If that address does not work or if you'd like to use a different address, contact ckleinma@ccsf.edu.

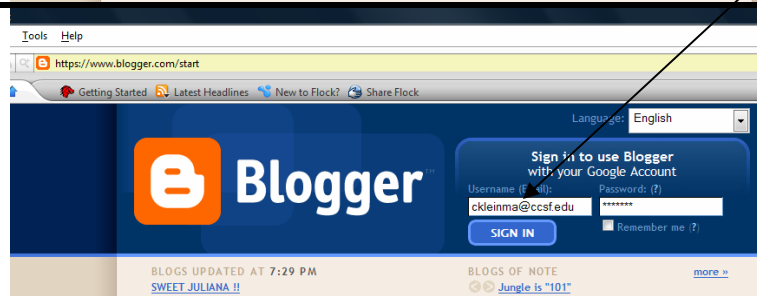


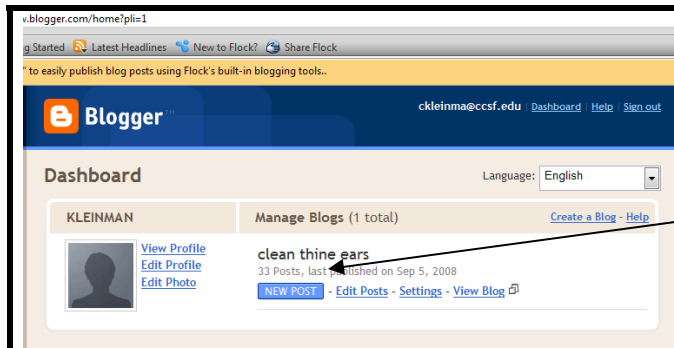
-2-

Sign in.

Note in the screenshot below that a CCSF email address is being used. That is the address with which the user was contacted and/or the address the user requested.

This page also offers links to a tour of Blogger's features.



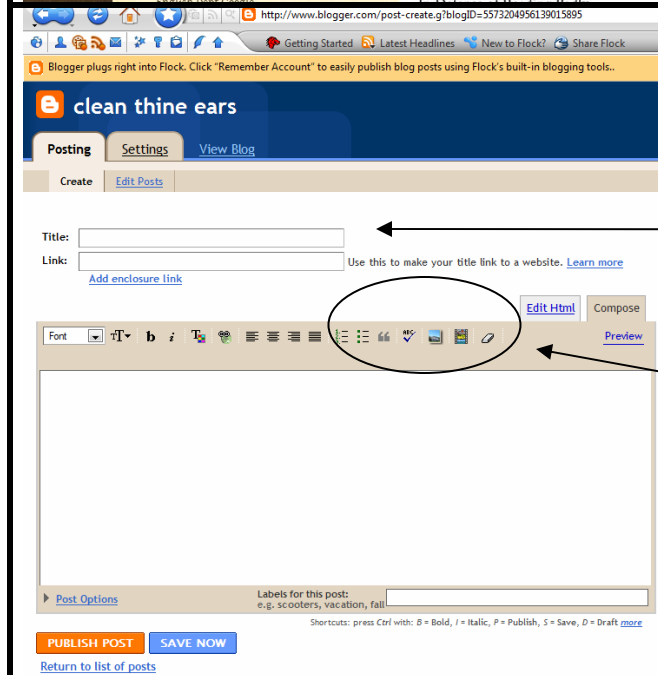


-3-

Compose a new post by hitting the big blue “new post” button.



Or view the blog and then hit “new post” (next to the very important “sign out” link).



-4-

Compose a new post.

When it helps, hot-link the post title by typing in a relevant Web address next to “Link.”

Message text may be hot-linked too, and pictures may be inserted by hitting the link and image icons in the little toolbar.

Publish your post.



-5-

Readers can comment on and even email your post.