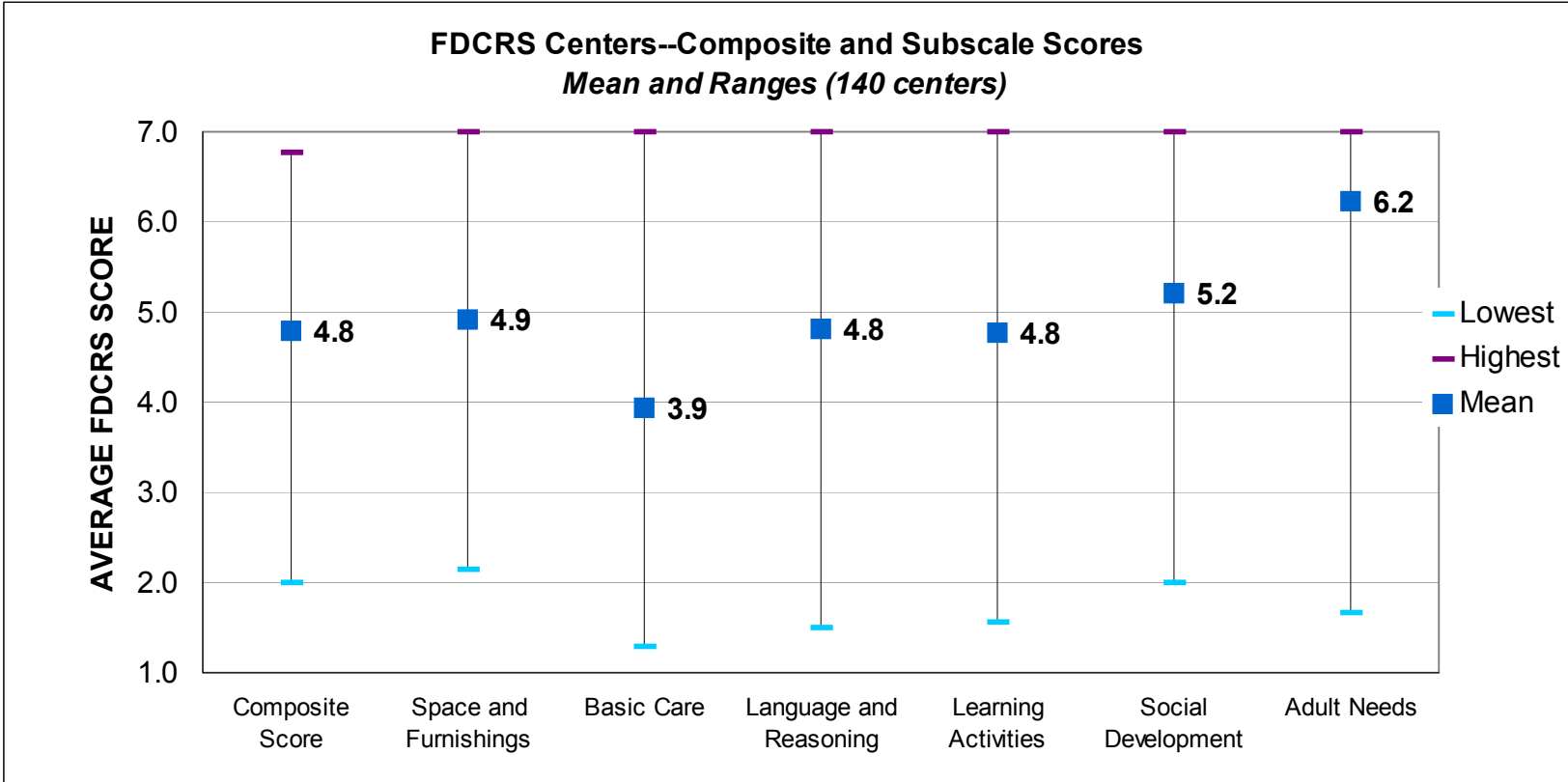


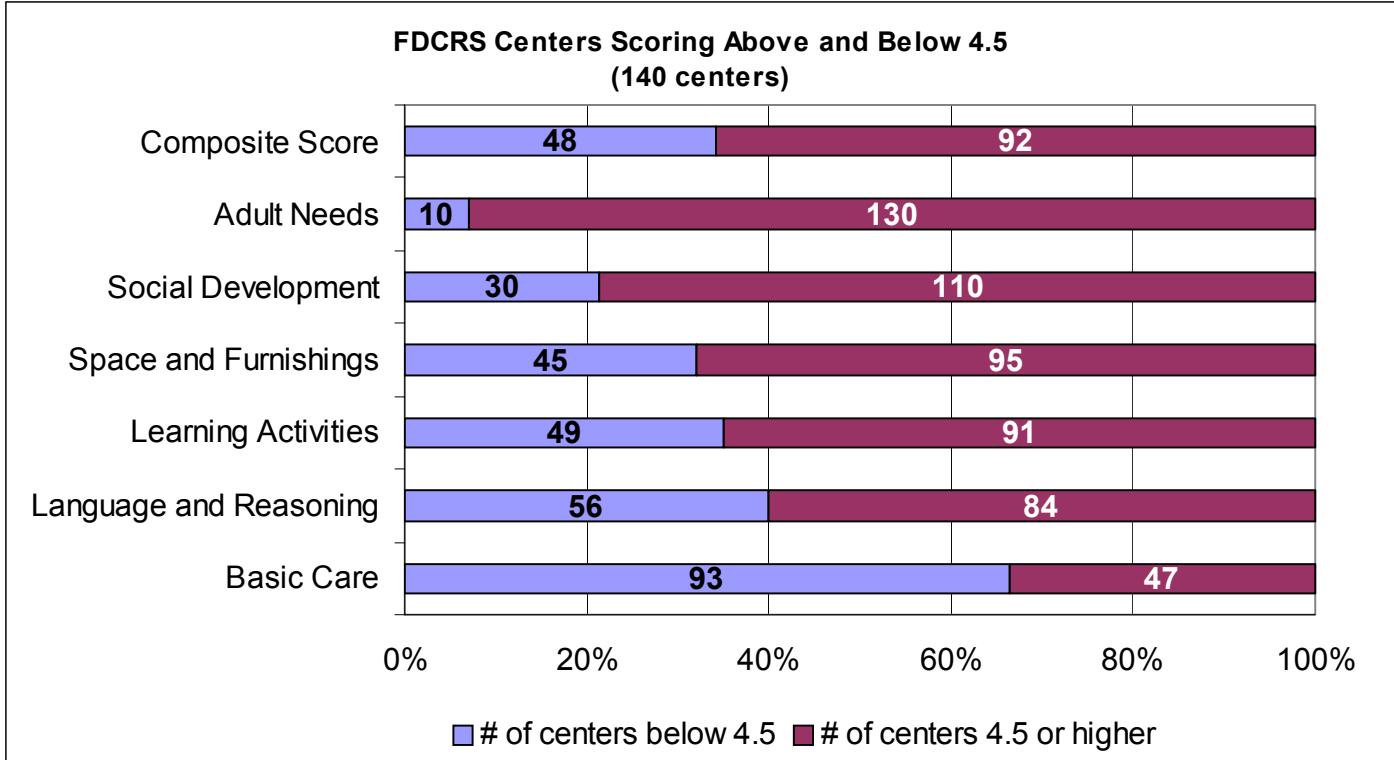
# FDCRS Averages

## Overall Average Composite and Subscale Scores

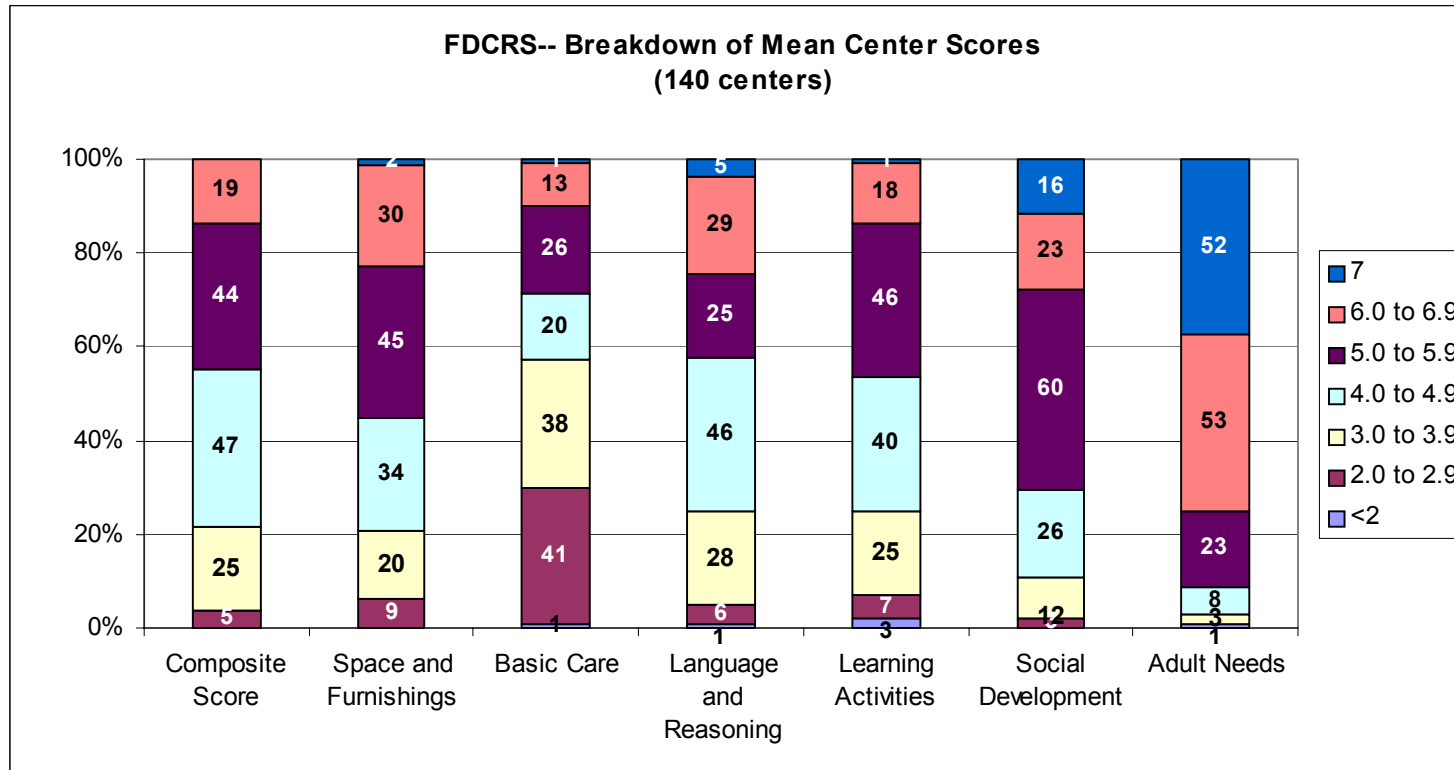
(140 centers--includes reassessments only for centers that have reassessments; all others are original assessments)



**Composite and Subscale Scores Above and Below 4.5 (140 centers)**



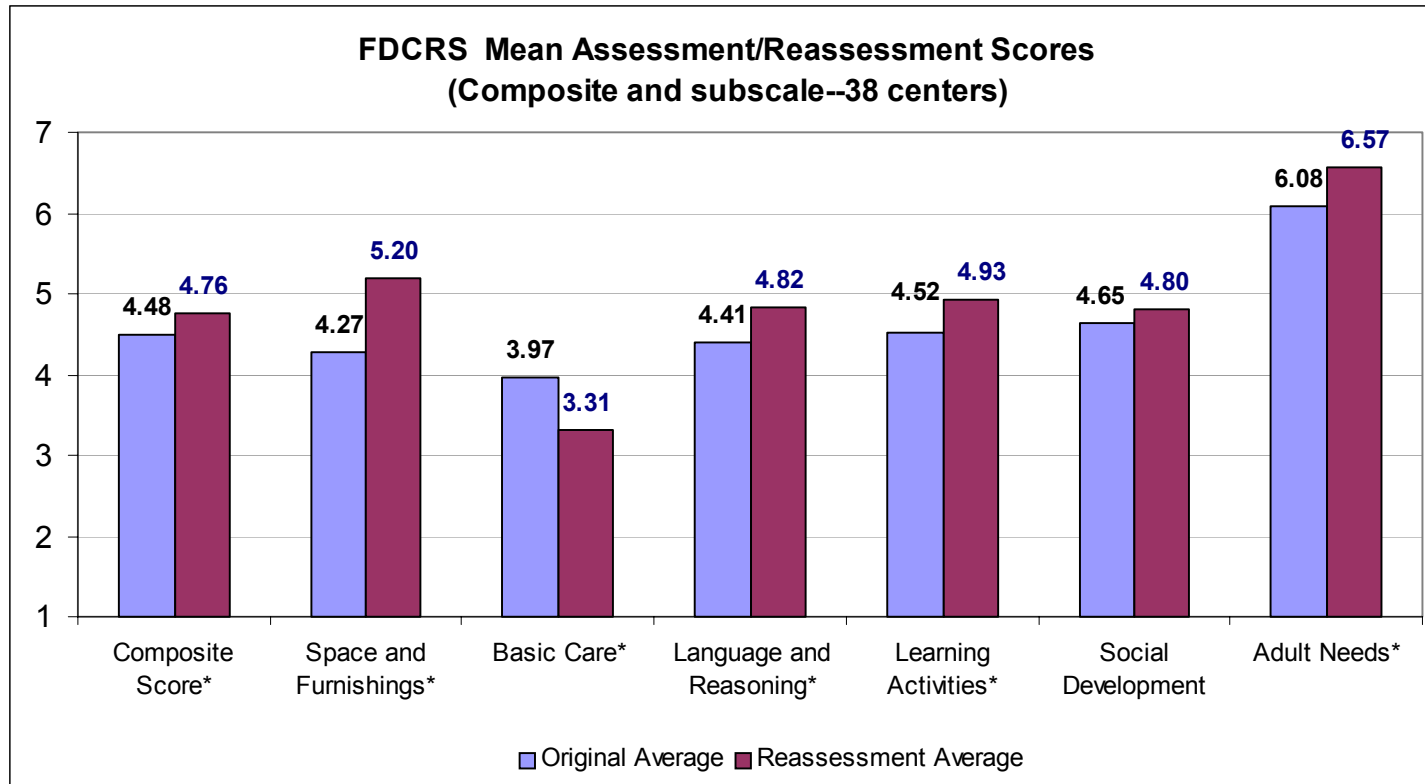
**Breakdown of Mean Composite and Subscale Scores—140 Centers**



## FDCRS—Descriptive Item Results

Subscale	Item Description	Observations	Mean Item Score	Standard Deviation	Min score	Max score
<b>Space and Furnishings for Care and Learning</b>	Furniture for routine care and learning	140	5.73	1.75	1	7
	Furnishings for relaxation and comfort	140	5.56	1.71	1	7
	Child-related display	139	4.99	2.04	1	7
	Indoor space arrangement	140	5.02	1.92	1	7
	Active physical play	140	3.53	1.84	1	7
	Space to be alone (infants and toddlers)	91	4.89	2.23	0	7
	Space to be alone (2 years and older)	126	4.64	2.15	1	7
<b>Basic Care</b>	Arriving/leaving	140	6.52	1.07	2	7
	Meals/snacks	140	3.84	2.31	1	7
	Nap/rest	139	4.42	2.43	1	7
	Diapering/toileting	140	2.08	2.04	1	7
	Personal grooming	140	3.61	2.08	1	7
	Health	140	4.10	1.95	1	7
	Safety	140	2.95	2.32	1	7
<b>Language and Reasoning</b>	Informal use of language (infants/toddlers)	116	5.84	1.19	1	7
	Informal use of language (2 yrs and older)	123	5.10	1.41	1	7
	Helping children understand language (infants/toddlers)	117	4.42	2.11	1	7
	Helping children understand language (2 years +)	126	4.44	1.88	1	7
	Helping children use language	140	5.09	1.64	1	7
	Helping children reason (using concepts)	140	4.13	1.77	1	7
<b>Learning Activities</b>	Eye-hand coordination	140	4.89	1.81	1	7
	Art	138	4.64	1.77	1	7
	Music and movement	140	5.18	1.60	1	7
	Sand and water play	138	4.94	1.95	1	7
	Dramatic play	140	3.93	1.52	1	7
	Blocks	140	4.66	1.63	1	7
	Use of TV	135	4.92	1.88	1	7
	Schedule of daily activities	140	4.78	1.69	1	7
	Supervision of play indoors and outdoors	139	5.09	1.95	1	7
<b>Social Development</b>	Tone	140	6.26	1.37	1	7
	Discipline	140	5.12	1.57	1	7
	Cultural awareness	140	4.22	1.64	1	7
<b>Adult Needs</b>	Relationship with parents	138	6.22	1.31	1	7
	Balancing personal and caregiving responsibilities	140	6.26	1.07	2	7
	Opportunities for professional growth	140	6.24	1.35	1	7

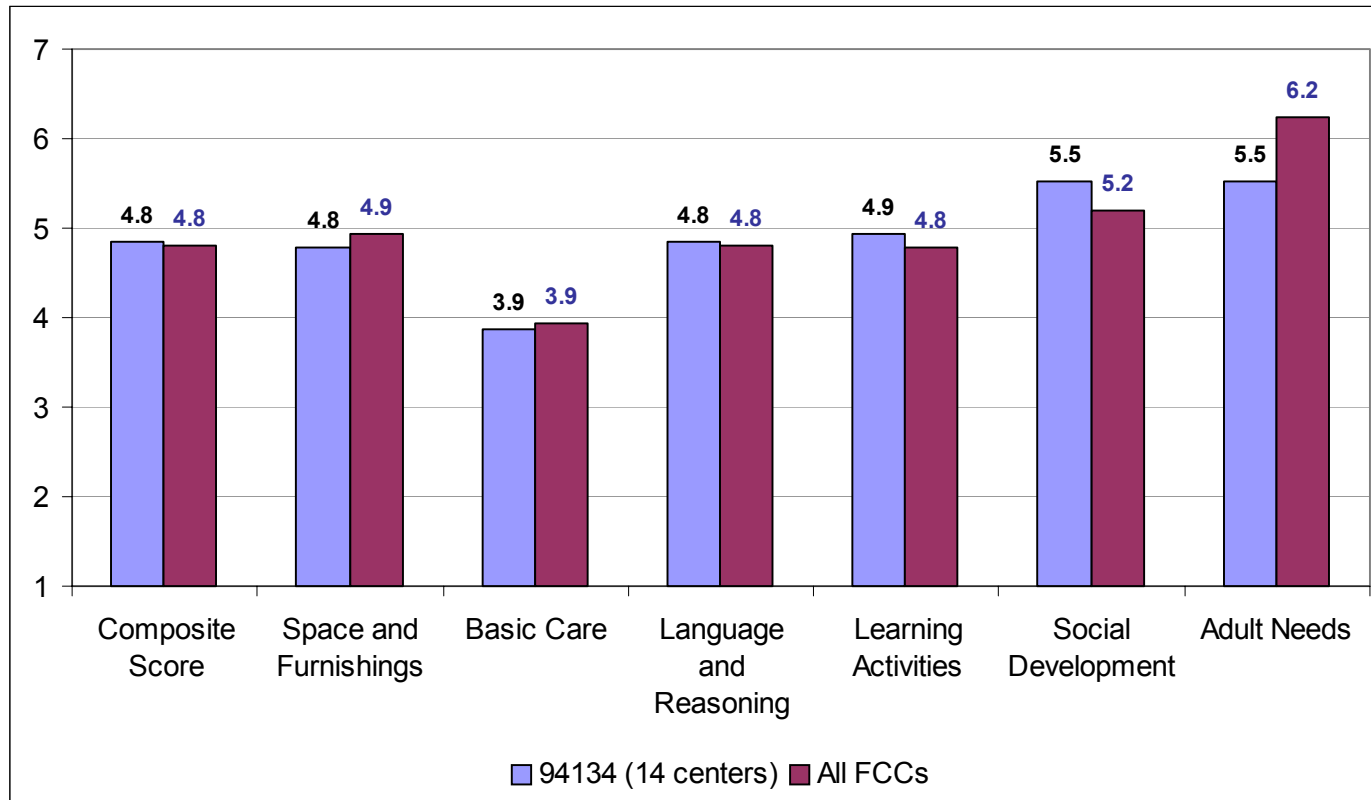
**FDCRS Assessment/Reassessment Scores—Mean Comparisons (38 centers)**



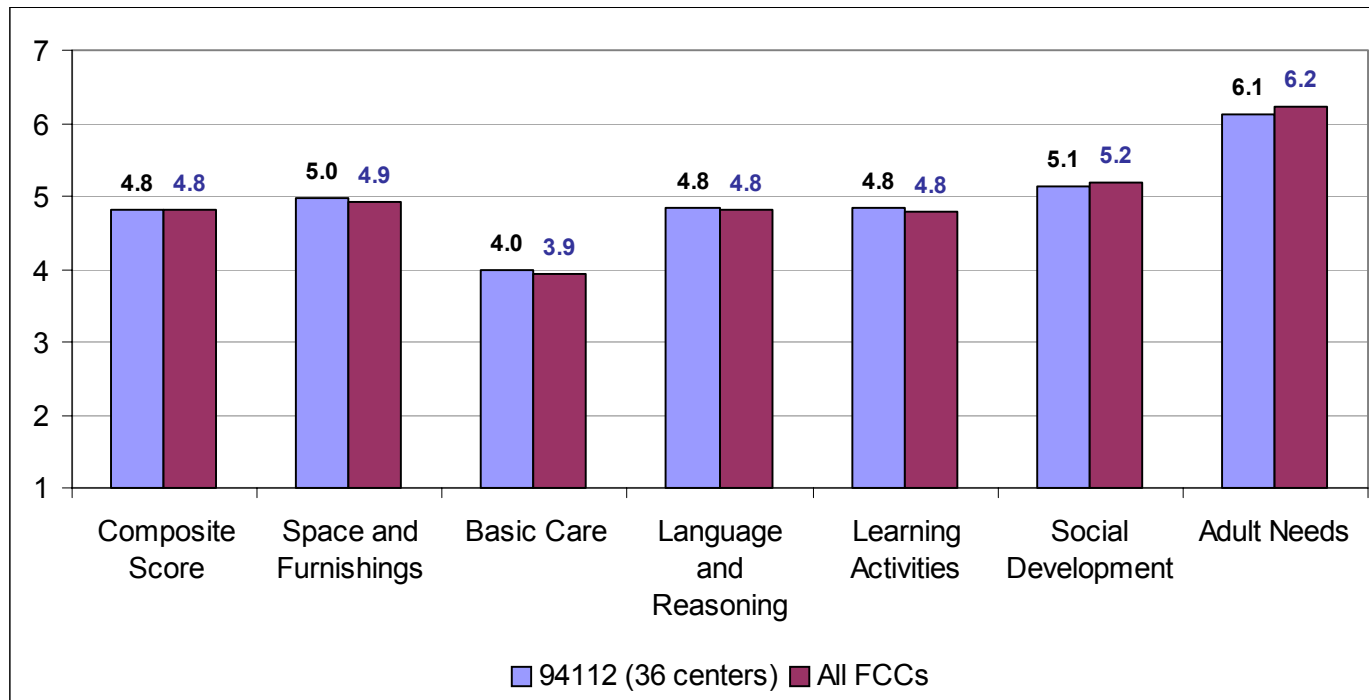
\*Mean difference between assessment and reassessment scores is statistically significant at  $p < .05$ .

## Mean FDCRS FCC Composite and Subscale Scores for Selected Zip Codes

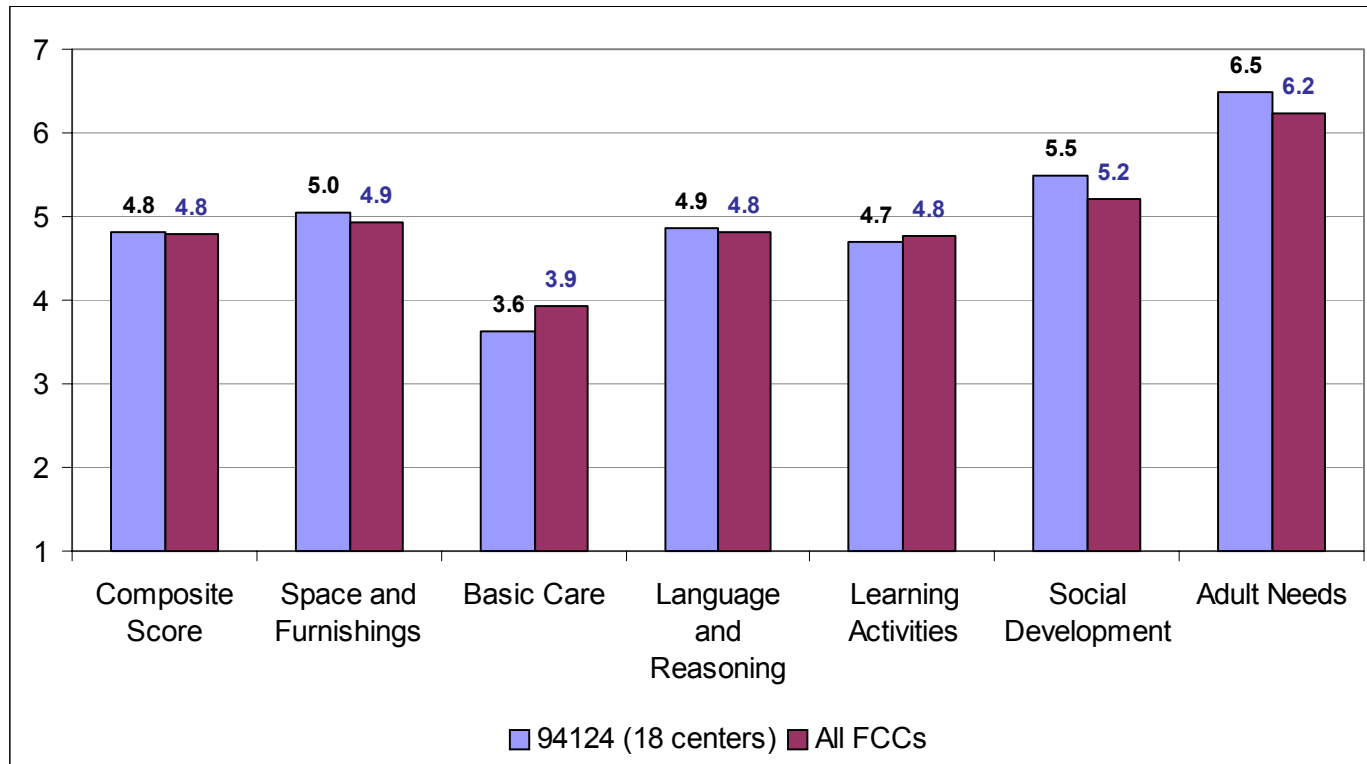
FCCs in 94134 compared to all FCCs



### FCCs in 94112 compared to all FCCs



## FCCs in 94124 compared to all FCCs



### FCCs in 94110 compared to all FCCs

